

Debriefing Broadcast

Continuum of Care
February 21, 2008

Broadcast Overview

- 2007 "Big Picture"
- Lessons Learned in 2007
- Pro-Rata Need
- 2008 CoC Application and Registration Overview
- Helpful Questions and Answers

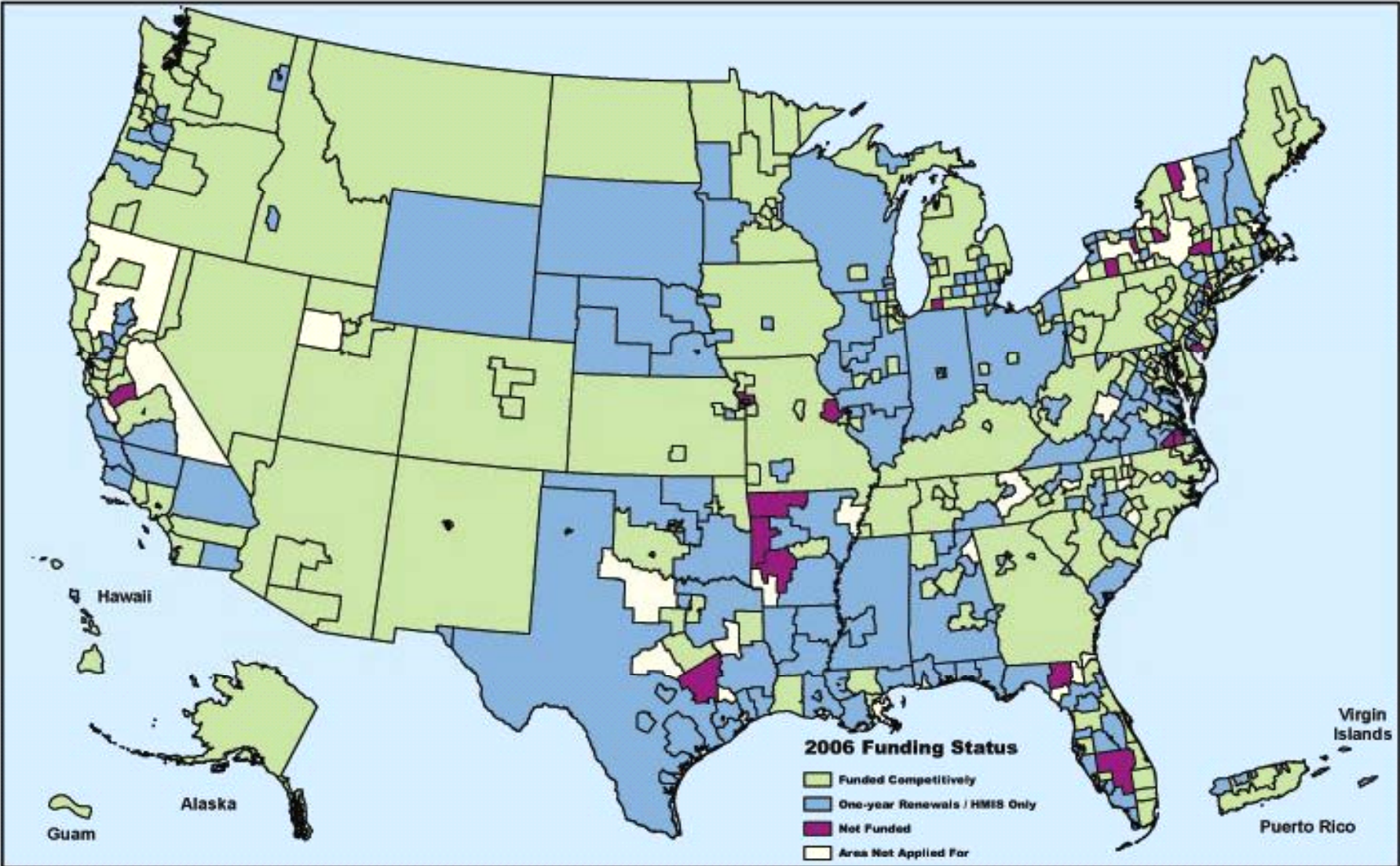
2007 “Big Picture”

Competition Highlights

- Requested: \$1.4 billion for 6,266 projects
- Awarded: \$1.3 billion to 5,911 projects
- Amount Awarded Represents:
 - 90% of funding requests
 - 94% of project requests

2006 and 2007 CoC Coverage Maps

2006 Continuum of Care Funding

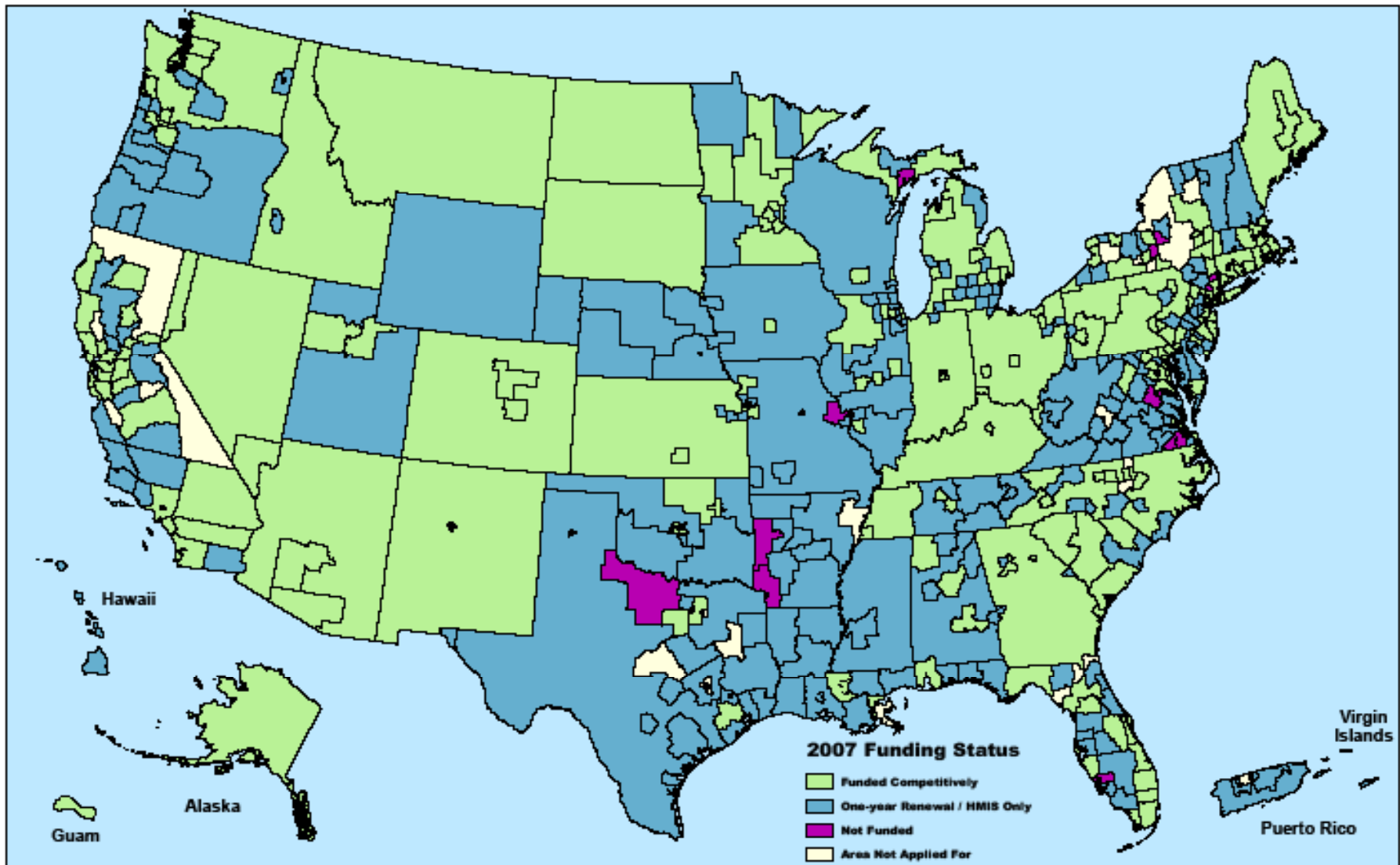


The U.S. Department of Housing and Urban Development provides homeless assistance funds annually under the McKinney-Vento Continuum of Care Competition. Applicants participate in planning processes that represent city and/or county areas.



Boundary data for country, state, county, Puerto Rico municipios and metropolitan areas are from the ESRI Data and Maps Media Kit for ArcGIS 9.2. County subdivision data for CT, MA, MI, NJ, NY and PA are from the U.S. Census Bureau.

2007 Continuum of Care Funding



The U.S. Department of Housing and Urban Development provides homeless assistance funds annually under the McKinney-Vento Continuum of Care Competition. Applicants participate in planning processes that represent city and/or county areas.

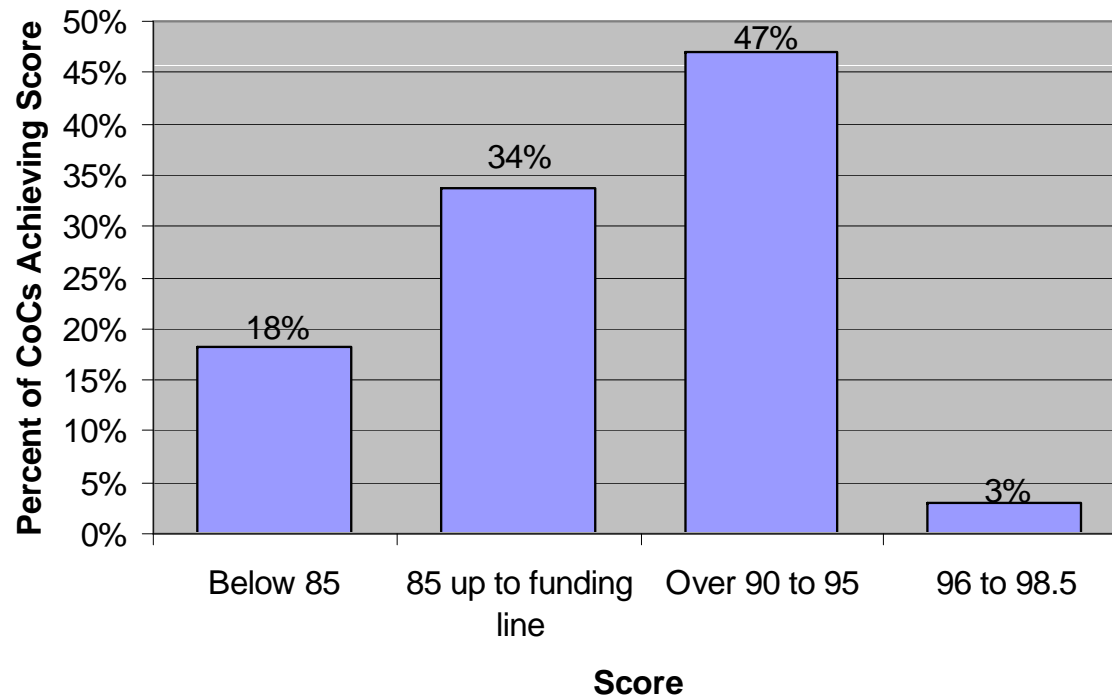


Boundary data for country, state, county, Puerto Rico municipios and metropolitan areas are from the ESRI Data and Maps Media Kit for ArcGIS 9.2. County subdivision data for CT, MA, MI, NJ, NY and PA are from the U.S. Census Bureau.

2007 Scores

- High Score was 98.5
- Funding Line was at least 90.25

2007 Distribution of Scores



Funding and Renewals

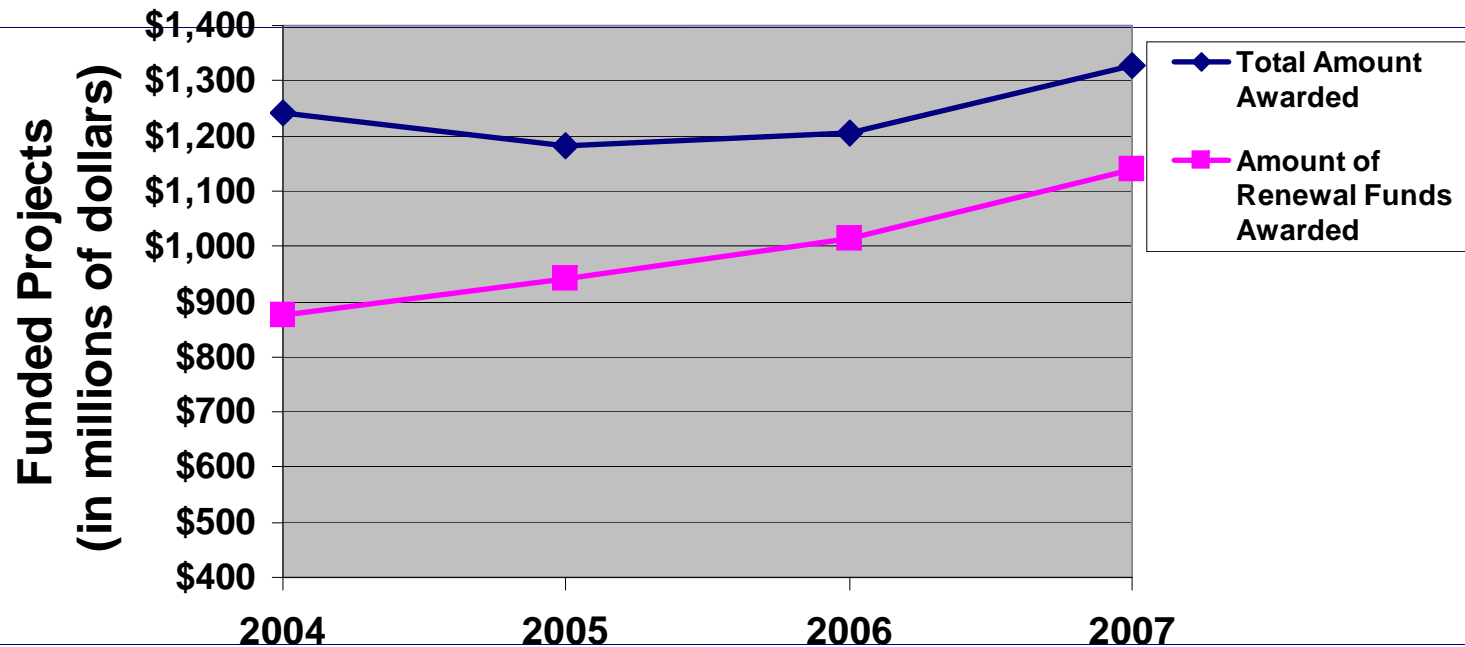
- 449 CoCs Funded
- 5911 Total Projects Funded

New Project Funding

2006	10%	514	\$192 million
2007	8%	467	\$186 million

Appropriations have increased over time, but...

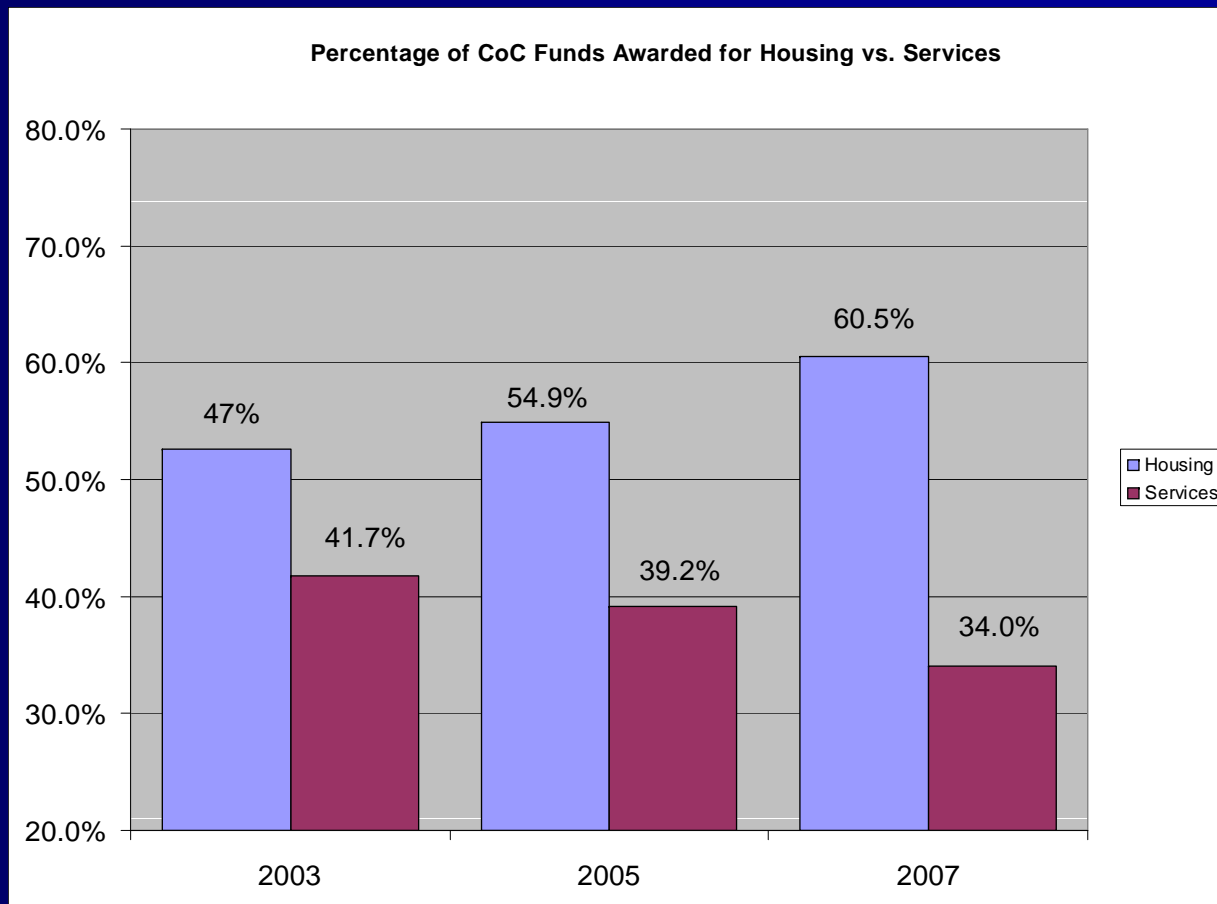
Renewal Needs are Increasing Rapidly



Housing vs. Services

- CoCs have responded to HUD's emphasis on housing

Housing Vs. Services



Chronic Homelessness

- 24% of all funds went to projects targeting the chronically homeless
- 199 CoCs received Samaritan Bonus funds, for \$94 million

Annual Progress Report Highlights

- In 2007, HUD's programs helped...
 - More than 20,000 chronically homeless persons move into permanent housing
 - Over 73,000 people were employed upon exit of HUD homeless projects
 - Provide supportive housing to over 305,000 homeless persons

Broadcast Overview

- 2007 “Big Picture”
- **Lessons Learned in 2007**
- Pro-Rata Need
- 2008 CoC Application and Registration Overview
- Helpful Questions and Answers

Part I: CoC Organizational Structure (8 points)

- Lead Organization Chart
- Geography Chart
- Groups and Meetings Chart
- Planning Process Organization Chart
- Governing Process Chart
- Project Review and Selection Chart
- Written Complaints Chart

Part I: CoC Organizational Structure (Charts A-G)

- Most CoCs did very well
- Average score: 7.58 out of 8 points

Part II: Housing and Service Needs (12 Points)

H. CoC Services Inventory Chart

I. Housing Inventory Chart

J. Housing Inventory Chart Sources and Methods

K. Population and Subpopulations Chart

L. Population and Subpopulations Data Sources
and Methods

M. HMIS

Part II: Housing and Service Needs (Charts H-M)

- Most CoCs did very well
- Average score: 10.5 out of 12 points

CoC Services Inventory Chart (Chart H)

- In some applications the information was missing
- Make sure that each area is properly filled out

Housing Inventory Chart (Chart I)

- All charts should have been completed.
- Each data cell should have a positive value, 0, or NA
- A few common errors that were present in the Housing Inventory Chart:
 - Family Units were not always present when family beds were included
 - Target Population A was mislabeled or missing
 - Entries were incomplete—missing Facility Name, HMIS Participation Code, or Geo Code
 - HMIS Beds for facilities were overstated

Housing Inventory Sources and Methods (Chart J)

- All applicable box(es) must have been checked

Homeless Population and Subpopulation Chart (Chart K)

- Point in Time count should have occurred between January 25, 2007 and January 31, 2007
 - CoCs wishing to conduct PIT counts at different time must have been granted a waiver from HUD
- You should have included the Homeless Population, Sheltered, Unsheltered and the Total
- All calculations should have been correct

Population and Subpopulations Data Sources and Methods (Chart L)

- All applicable boxes should have been checked

Homeless Management Information System (Chart M) (5 points)

- All information should have been completely filled out in **ALL** areas
- Average Score: 4.2 out of 5 points

Part III: Strategic Planning (10 Points)

- N. 10-year Plan, Objectives, Action Steps
- O. Discharge Planning Policy Chart
- P. Coordination Charts
- Q. Project Priorities Chart
- R. Pro Rata Need Reallocation Charts
- S. Project Leveraging
- T. Renewal Projection Charts

Part III: Strategic Planning (Charts N-T)

– Average score: 8.1 out of 10 points

10-year Plan, Objectives, Action Steps Chart (Chart N)

- Local Action steps needed to have been linked to each objective
- Measurable achievements should have had numeric values; e.g. 24% employed and 100 beds
- CoCs should have only listed one responsible lead person for each action step

Discharge Planning Policy Chart (Chart O)

- When required, narratives should have clearly indicated that persons discharged from publicly funded institutions or systems of care are not routinely discharged into homelessness
 - This includes streets, shelters, or to any HUD McKinney-Vento funded homeless projects.

Mind Your Ps and Qs

Coordination Charts (Chart P)

- Applications indicated a high level of coordination

Project Priorities Chart (Chart Q)

- Should have been correctly filled out
 - Common errors included mathematical errors and putting an "X" under Program and Component Types

Hold Harmless Need Reallocation Chart (Chart R)

- Reallocation was ONLY an option for CoCs in Hold Harmless Status
 - Hold Harmless Status means the CoCs 1-year sum for SHP renewals exceeded preliminary PRN
- Reallocation to new PH projects only– all others rejected
 - When in hold-harmless need, new projects can only be awarded through reallocation
 - New projects requested outside of reallocation were rejected

Project Leveraging (Chart S)

- 200% or > in leveraging = full credit
- 100% - 199% leveraging = half credit

Renewal Projection Chart (Chart T)

- Charts should have been filled out with all future renewals

Part IV: Performance (18 Points)

- U. Achievements
- V. Chronic Homeless (CH) Progress
- W. Housing Performance Chart
- X. Mainstream Programs & Empl. Chart
- Y. Mainstream Programs Chart
- Z. Unexecuted Grants
- AA. Energy Star Chart
- AB. Section 3 Employment Policy Chart
- AC. Removal of Regulatory Barriers

Part IV: Performance (Charts U-AC)

- Average score 12.7 out of 18

Achievements Chart (Chart U)

- Accomplishments should have been entered numerically
- Accomplishments should have been directly related to the five 2006 HUD national objectives or the 12-month measurable achievement proposed in Chart N of 2006 application
- CoCs that did not submit applications in 2006 were not penalized for being unable to complete Chart U

Chronic Homeless Progress (Chart V)

- CoCs should have indicated a positive number of new PH beds made available for the chronically homeless from February 1, 2006 to January 31, 2007
- CoCs should have demonstrated a reduction in the number of chronically homeless persons

Housing Performance Chart (Chart W)

- Chart W assesses APR housing data for which clients move to permanent housing.
 - Points are determined based on how CoC does in comparison to national objective
- The percentages for this chart are given in Chart U
 - 2007 Goal: 71% of all participants remained in PH for at least 6 months
 - 2007 Achievement: 73.5%
 - 2007 Goal: 61.5% of participants in TH moved to PH
 - 2007 Achievement: 62.4%

Mainstream/Employment Performance Chart (Chart X)

- The measure for employment changed in 2007
- It focused on the percentage of persons employed at exit
- Many CoCs came close to or were able to meet this goal

Mainstream Programs Chart (Chart Y)


- The majority of applicants did well in this section

Unexecuted Grants (Chart Z)

- List all unexecuted grants
- HUD expects that all CoCs to include on this chart, any and all grants awarded prior to the 2005 competition (2004 and before) that remained unexecuted as of the 2007 competition submission deadline

Energy Star/Section 3/ Regulatory Barriers (Charts AA,AB,AC)

- All applicable boxes should have been checked



Part V: Emphasis on Housing (12 Points)

- Average score 7.9 out of 12
- Housing Emphasis is calculated based on all line item activities except HMIS and Administration

Part V: Emphasis on Housing

- CoCs can improve housing emphasis score by:
 - Creating new housing projects with pro rata need or through HHN reallocation
- Significant changes require HUD approval prior to application submission
 - Examples of significant changes are:
 - Shifting more than 10 percent between line items
 - Deleting an existing activity or adding a new activity
 - Project budgets that had significant changes, such as these examples, without prior approval were automatically restored to previously approved budget.

Broadcast Overview

- 2007 “Big Picture”
- Lessons Learned in 2007
- **Pro-Rata Need**
- 2008 CoC Application and Registration Overview
- Helpful Questions and Answers

PRELIMINARY PRN (P/PRN)

- Need based on objective CDBG/ESG based formula factors
 - CoC geography based on CDBG universe of jurisdictions
 - 4,109 metro cities, urban counties, all other counties
- Annual changes in qualifying communities and their demographics

Hold Harmless Need (HHN)

- Based on HUD commitment to provide each CoC with enough funding to meet SHP renewal needs for one year
- FO and CoCs identify ALL SHP grants expiring Jan. 1- Dec. 31 along with the average annual renewal amount for each eligible SHP renewal project

Which is higher?

- CoC determines if P/PRN or HHN is higher and makes project selection decisions
- HUD verifies determination of P/PRN or HHN for CoC:
 - Computer analysis of project submissions
 - FO verification
 - Chart R – CoC Pro Rata Need Reallocation

Broadcast Overview

- 2007 “Big Picture”
- Lessons Learned in 2007
- Pro-Rata Need “Refresher Course”
- 2008 CoC Application and Registration Overview
- Helpful Questions and Answers

2008 CoC Competition Overview

- Later application start date
- Later submission deadline
- December 2008 award announcement
- Fully electronic, on-line application
- Outside grants.gov process

2008 CoC Competition Overview (cont.)

- On-line entry of data into new system
 - Applicants enter data for SF-424 and Exhibit 2
 - CoCs review and rank respective Exhibit 2s
 - CoCs enter data for Exhibit 1
- No paper applications without HUD waiver
 - Waivers only granted for entire application package (Exhibit 1, all SF-424s, all Exhibit 2s, all attachments)
 - Written waiver request must be received by HUD HQ no later than 30 days prior to application deadline date
 - No high speed internet access anywhere in CoC
 - No computer available in CoC for on-line entry of application

2008 CoC Competition Overview (cont.)

- Paper applications submitted via FAX and/or those where HUD waiver not issued, will **not** be reviewed or scored.
- CoC registration training—April 2008
- Electronic application training (Exhibit 1 and Exhibit 2)—June 2008
- On-line training will be available throughout the entire application period

2008 CoC Application Attachments

- All attachments must be submitted electronically into the system
 - Documents with written signatures
 - Scan to PDF
 - Supporting documentation
 - Scan to PDF
 - Microsoft Word
 - Microsoft Excel

2008 Applicant Registration Process

- All applicants must have a valid DUNS Number
 - Applies to all organizations submitting a project application (SF-424 and Exhibit 2)
 - DUNS= Dun & Bradstreet Data Universal Numbering System
 - 9 digit number; 4 digit extensions issued to designate departments, divisions, alternate locations for large organizations
 - Example: State Government—DUNS: 123456789
 - State Department of Housing—DUNS: 123456789-0987
 - State Department of Health—DUNS: 123456789-4321
 - Call 1-866-705-5711 to obtain DUNS #; takes 10-15 minutes; no charge

2008 Applicant Registration Process (cont)

- Register with Central Contractor Registration (CCR) to complete:
 - Trading Partner Profile (TPP)
 - E-Business Point of Contact
 - Authorized Organization Representatives (AOR)
- Register early—allow time for processing
 - New and updated registrations can take several weeks
- Register at: www.ccr.gov
- REGISTER NOW!

2008 CoC Registration Process

- New process in 2008!
- Every CoC will need to identify itself in new electronic CoC Registration system
 - Lead Organization
 - Primary Contact
 - Alternate Contact
 - Geographic Areas
- Registration process begins May 2008

2008 CoC Registration Process (cont.)

- CoCs must register by June 30, 2008
- HUD will approve CoC registration
 - CoC will be notified of registration approval
- CoCs failing to register or not approved will not be able to submit application

Accessing New On-Line System

- Request User ID and password
 - At least 1 person from each CoC
 - At least 1 person from each applicant organization
- User ID and password application is completed on-line in just a few minutes
- HUD will notify CoCs and applicants when they can begin requesting User Ids and passwords

New Grant Inventory Process

- One (1) Grant Inventory Worksheet for each CoC completed by FO
 - All grants expiring in 2009
 - All grants expiring 2010
 - All unexecuted grants
- Grant Inventory worksheet will be used to calculate renewal burden
 - Hold Harmless Need amount for 2008 competition
 - The annual renewal amount for all grants expiring 2009
 - Calculate current renewal burden beyond 2008
 - Report to Congress

New Grant Inventory Process (cont.)

- CoC should receive Grant Inventory Worksheet from FO no later than May 9, 2008
- Each CoC must review their worksheet and notify the FO of any issues, errors or concerns by May 19, 2008
- CoCs are encouraged to confirm resolution of issues/concerns via email

Additional Information

- Posted on HUD's HRE
 - <http://www.hudhre.info>
- Communicated to listserv members
 - Homeless Assistance Programs
 - HMIS
- Join a listserv by clicking on "Join a Listserv" in blue banner at top of HRE home page

Broadcast Overview

- 2007 “Big Picture”
- Lessons Learned in 2007
- Pro-Rata Need “Refresher Course”
- 2008 CoC Application and Registration Overview
- **Helpful Questions and Answers**