



2022 PIT SUMMARY BERGEN COUNTY

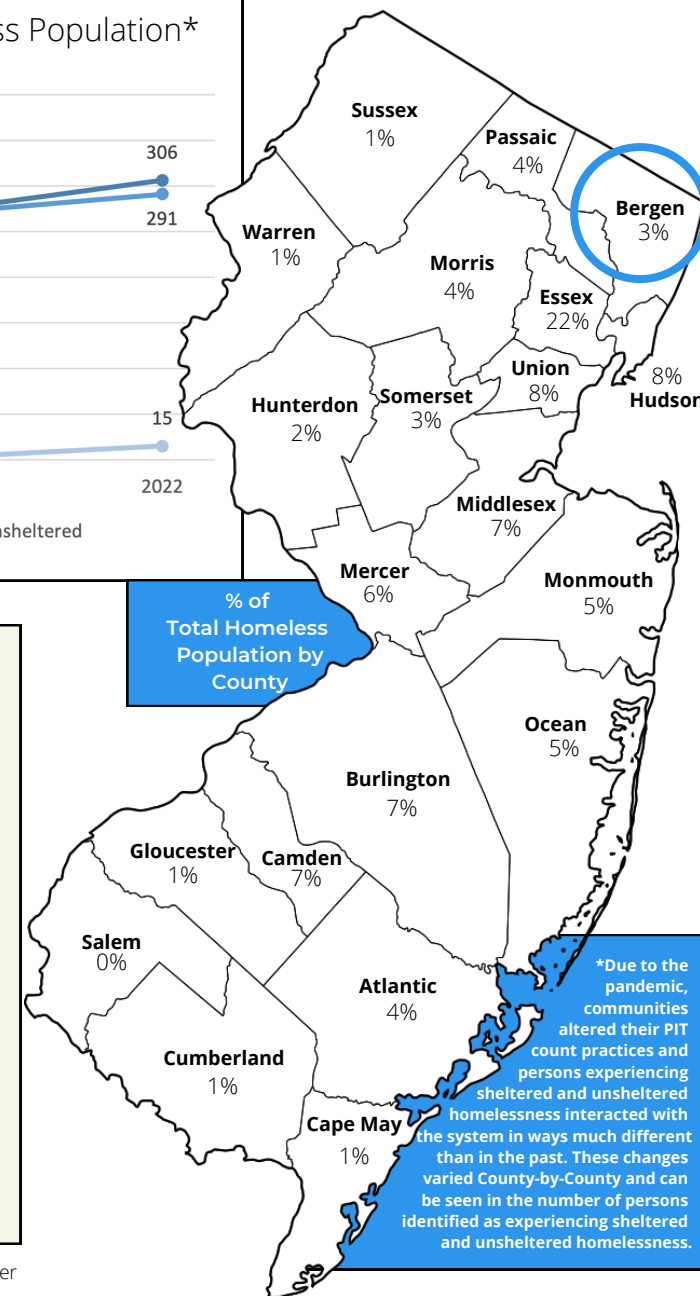
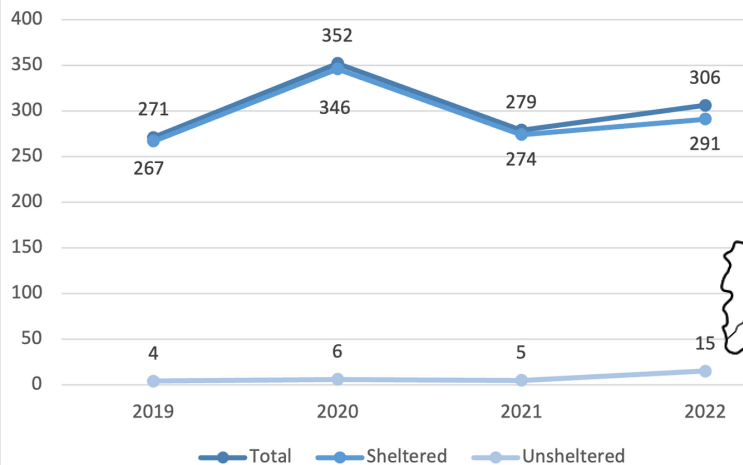
Commissioned by the New Jersey Housing and Mortgage Finance Agency, New Jersey's annual Point-in-Time (PIT) Count of the Homeless provides a statewide snapshot and important demographic insights on individuals and families experiencing homelessness, with the goal of allocating housing resources and services to prevent and end homelessness.

To view the full Point-in-Time report, visit www.monarchhousing.org

306

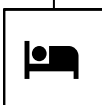
People were experiencing homelessness in Bergen County on January 25, 2022

Yearly Comparison of Total Homeless Population*



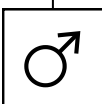
15

PEOPLE WERE **UNSHELTERED**




291

PEOPLE WERE **SHELTERED**[†]



47%

IDENTIFIED AS MALE




53%

IDENTIFIED AS FEMALE



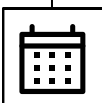
35%

WERE CHILDREN UNDER 18 Y/O



17%

WERE ADULTS AGES 55+




29%

HAVE BEEN HOMELESS 1+ YEARS




42%

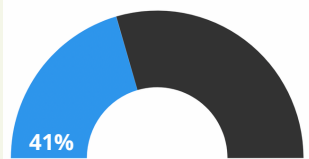
REPORTED ONE OR MORE DISABILITIES



12
Chronically Homeless

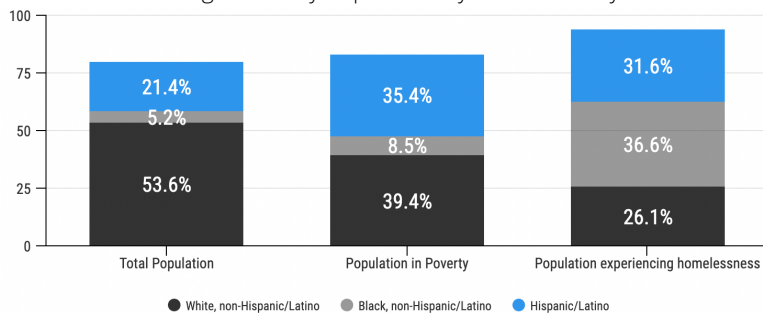


16
Veterans



126
Victims of Domestic Violence

Bergen County Population by Race/Ethnicity



Black, non-Hispanic/Latino are **overrepresented** — 5.2% of the total population, yet account for 36.6% of the population experiencing homelessness.

[†] Sheltered homelessness includes all persons in emergency shelter and transitional housing.

*Due to the pandemic, communities altered their PIT count practices and persons experiencing sheltered and unsheltered homelessness interacted with the system in ways much different than in the past. These changes varied County-by-County and can be seen in the number of persons identified as experiencing sheltered and unsheltered homelessness.