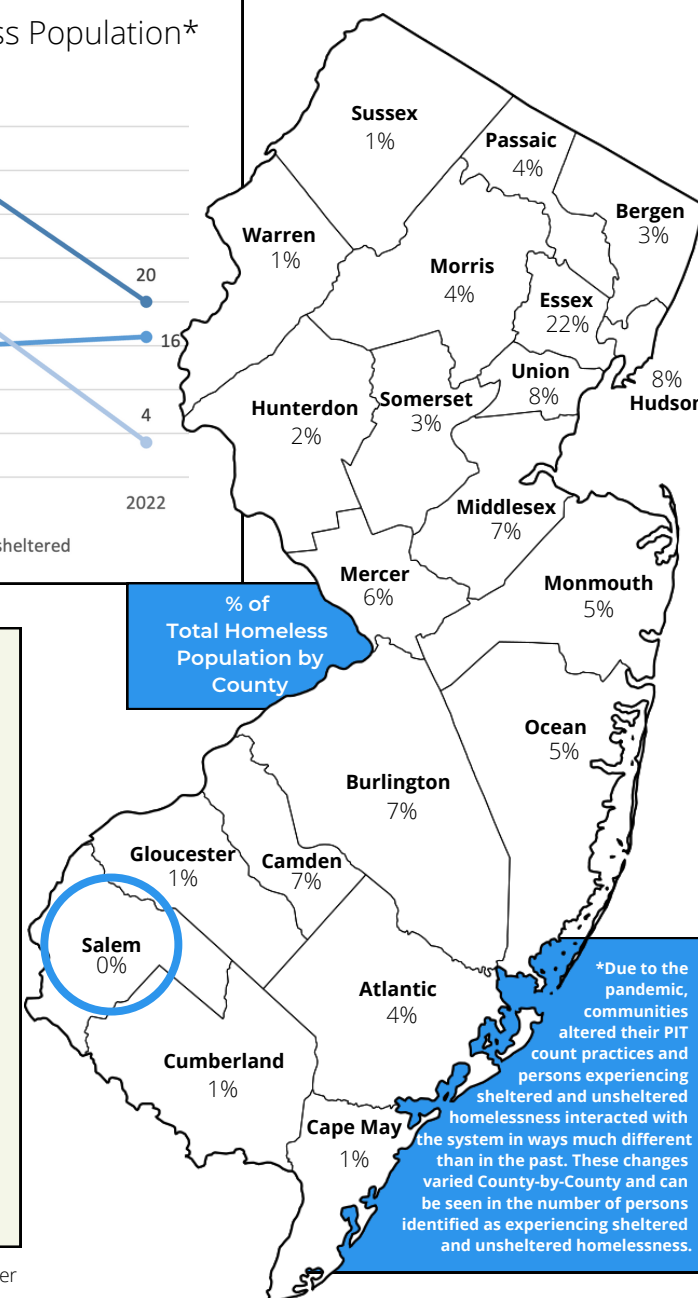
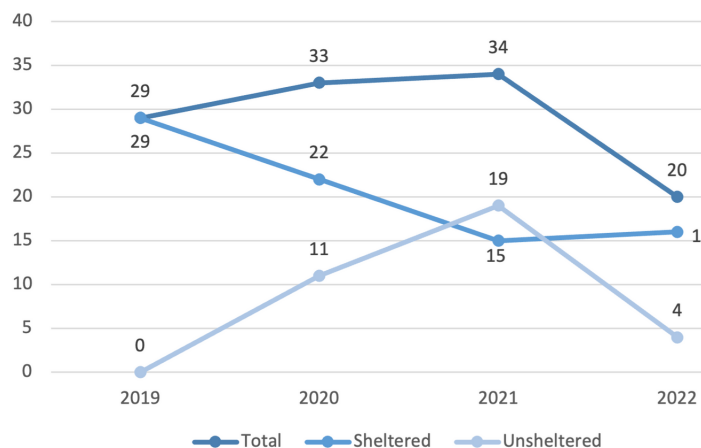


Commissioned by the New Jersey Housing and Mortgage Finance Agency, New Jersey's annual Point-in-Time (PIT) Count of the Homeless provides a statewide snapshot and important demographic insights on individuals and families experiencing homelessness, with the goal of allocating housing resources and services to prevent and end homelessness.

To view the full Point-in-Time report, visit [www.monarchhousing.org](http://www.monarchhousing.org)

**20** People were experiencing homelessness in Salem County on January 25, 2022

Yearly Comparison of Total Homeless Population\*



PEOPLE WERE  
**UNSHELTERED**

PEOPLE WERE  
**SHELTERED<sup>†</sup>**

**4**

**16**

**70%**  
IDENTIFIED AS MALE

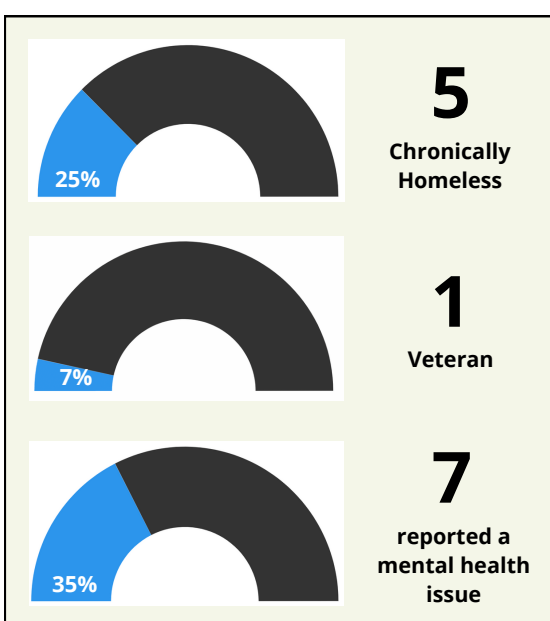
**30%**  
IDENTIFIED AS FEMALE

**30%**  
WERE CHILDREN UNDER 18 Y/O

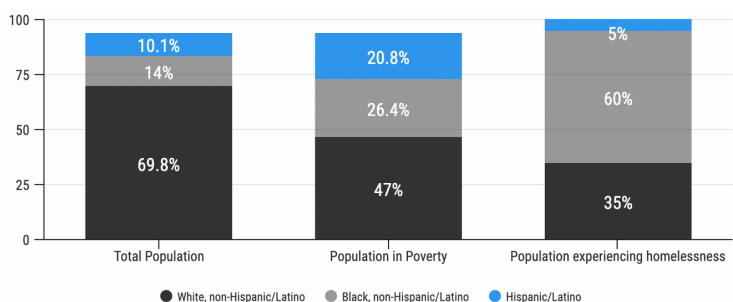
**30%**  
WERE ADULTS AGES 55+

**42%**  
HAVE BEEN HOMELESS 1+ YEARS

**45%**  
REPORTED ONE OR MORE DISABILITIES



Salem County Population by Race/Ethnicity



\*Due to the pandemic, communities altered their PIT count practices and persons experiencing sheltered and unsheltered homelessness interacted with the system in ways much different than in the past. These changes varied County-by-County and can be seen in the number of persons identified as experiencing sheltered and unsheltered homelessness.

Black, non-Hispanic/Latino are **overrepresented** — 14% of the total population, yet account for 60% of the population experiencing homelessness.

<sup>†</sup> Sheltered homelessness includes all persons in emergency shelter and transitional housing.