

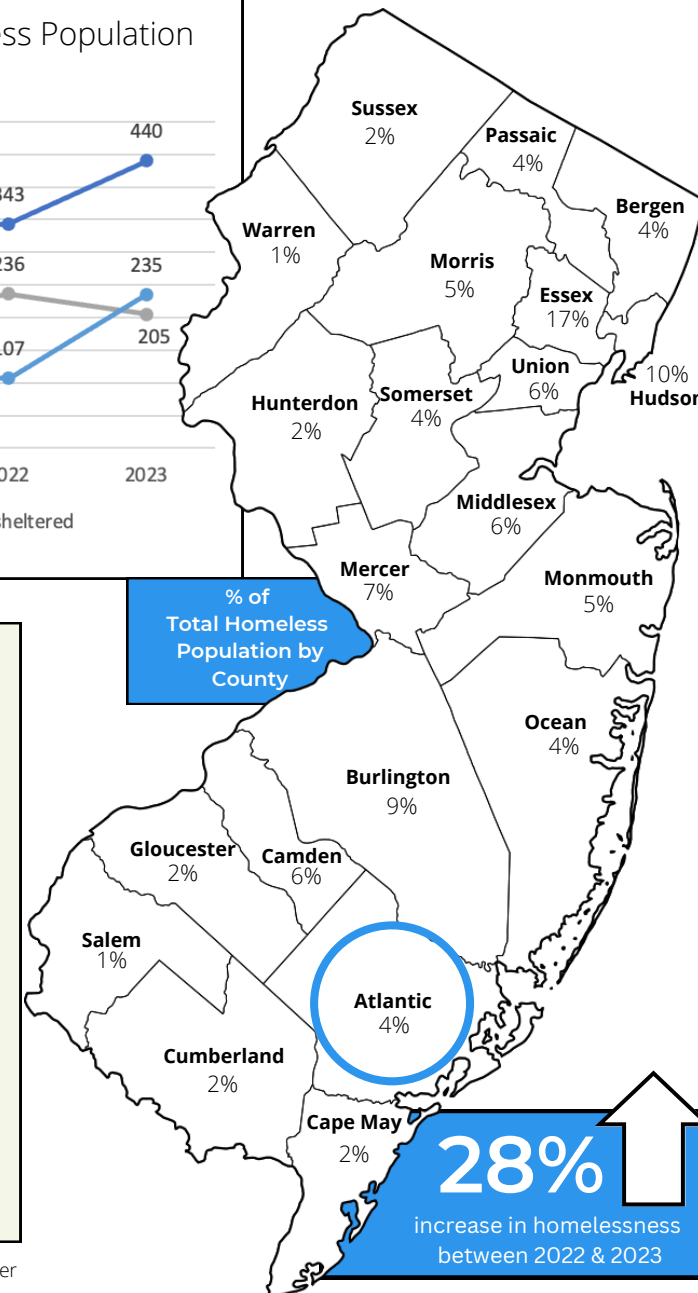
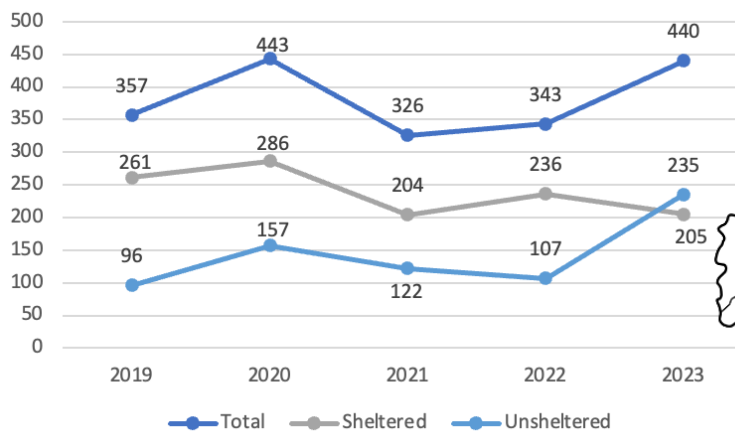
2023 PIT SUMMARY ATLANTIC COUNTY

Commissioned by the New Jersey Housing and Mortgage Finance Agency, New Jersey's annual Point-in-Time (PIT) Count of the Homeless provides a statewide snapshot and important demographic insights on individuals and families experiencing homelessness, with the goal of allocating housing resources and services to prevent and end homelessness.

To view the full Point-in-Time report, visit www.monarchhousing.org

440 People were experiencing homelessness in Atlantic County on January 24, 2023

Yearly Comparison of Total Homeless Population



235 PEOPLE WERE UNSHELTERED

205 PEOPLE WERE SHELTERED[†]

64% IDENTIFIED AS MALE

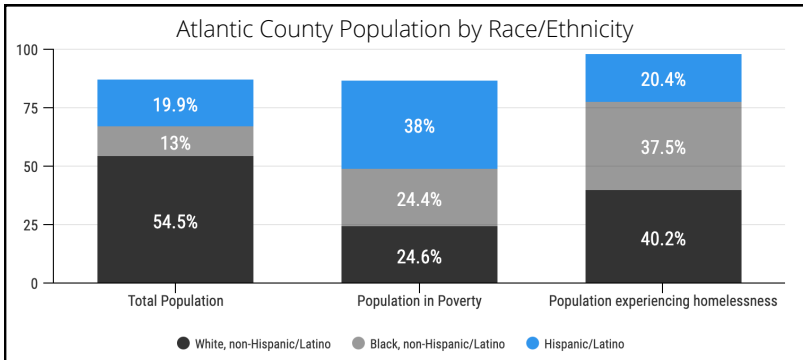
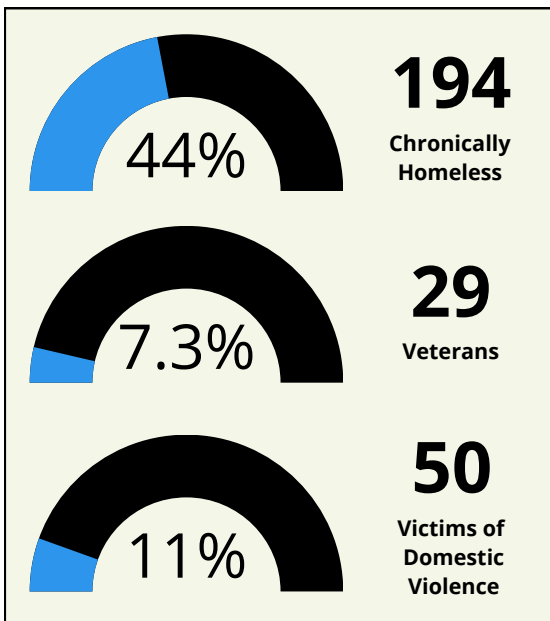
35% IDENTIFIED AS FEMALE

8% WERE CHILDREN UNDER 18 Y/O

31% WERE ADULTS AGES 55+

51% HAVE BEEN HOMELESS 1+ YEARS

70% REPORTED ONE OR MORE DISABILITIES



28% increase in homelessness between 2022 & 2023

Black, non-Hispanic/Latino are **overrepresented** — 13.0% of the total population, yet account for 37.5% of the population experiencing homelessness.

[†] Sheltered homelessness includes all persons in emergency shelter and transitional housing.