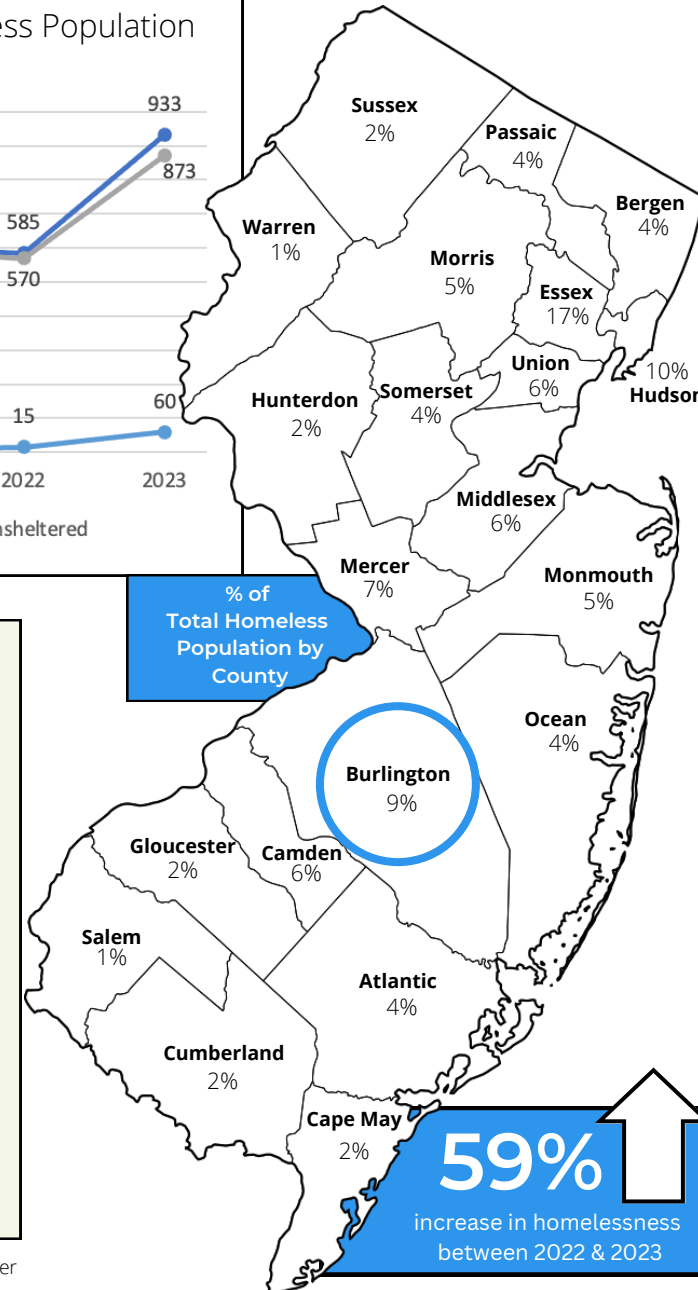
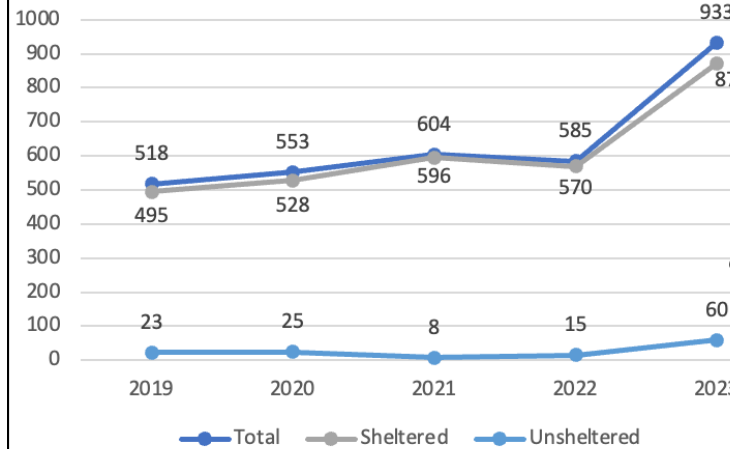


Commissioned by the New Jersey Housing and Mortgage Finance Agency, New Jersey's annual Point-in-Time (PIT) Count of the Homeless provides a statewide snapshot and important demographic insights on individuals and families experiencing homelessness, with the goal of allocating housing resources and services to prevent and end homelessness.

To view the full Point-in-Time report, visit www.monarchhousing.org

933 People were experiencing homelessness in Burlington County on January 24, 2023

Yearly Comparison of Total Homeless Population



60 PEOPLE WERE UNSHELTERED

873 PEOPLE WERE SHELTERED[†]

51% IDENTIFIED AS MALE

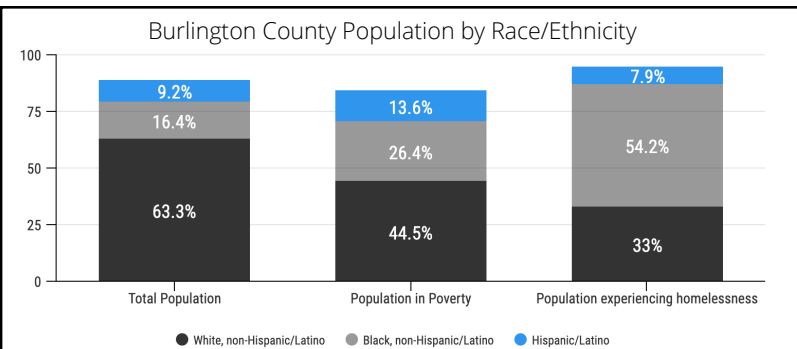
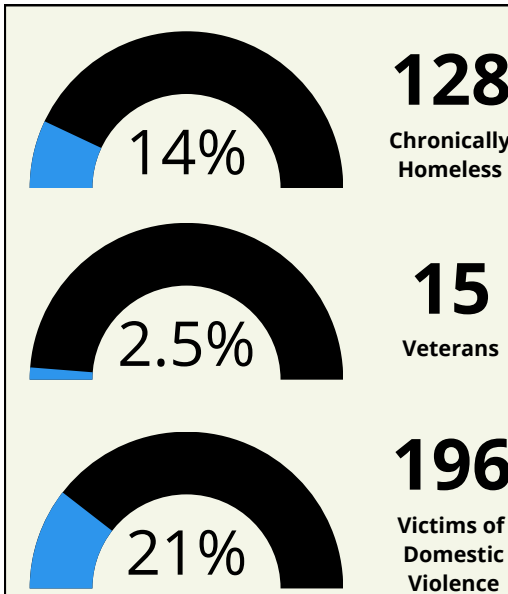
49% IDENTIFIED AS FEMALE

34% WERE CHILDREN UNDER 18 Y/O

12% WERE ADULTS AGES 55+

24% HAVE BEEN HOMELESS 1+ YEARS

36% REPORTED ONE OR MORE DISABILITIES



59% increase in homelessness between 2022 & 2023

Black, non-Hispanic/Latino are **overrepresented** — 16.4% of the total population, yet account for 54.2% of the population experiencing homelessness.

[†] Sheltered homelessness includes all persons in emergency shelter and transitional housing.