

# 2023 PIT SUMMARY CAPE MAY COUNTY

Commissioned by the New Jersey Housing and Mortgage Finance Agency, New Jersey's annual Point-in-Time (PIT) Count of the Homeless provides a statewide snapshot and important demographic insights on individuals and families experiencing homelessness, with the goal of allocating housing resources and services to prevent and end homelessness.

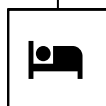
To view the full Point-in-Time report, visit [www.monarchhousing.org](http://www.monarchhousing.org)

**198** People were experiencing homelessness in Cape May County on January 24, 2023



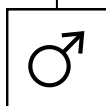
**4**

PERSON WAS  
**UNSHELTERED**




**194**

PEOPLE WERE  
**SHELTERED**<sup>†</sup>




**53%**  
IDENTIFIED AS MALE



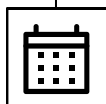
**44%**  
IDENTIFIED AS FEMALE



**19%**  
WERE CHILDREN UNDER 18 Y/O



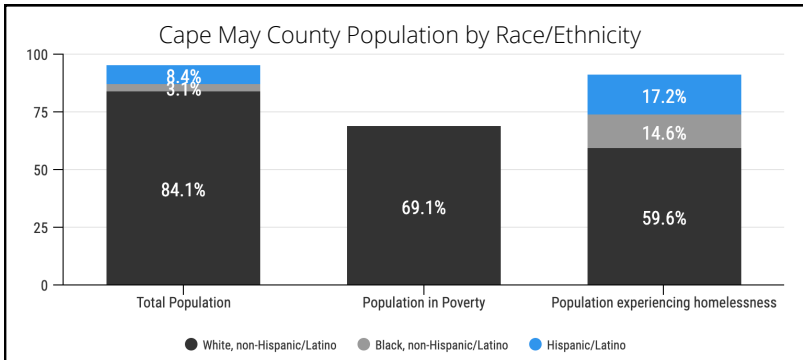
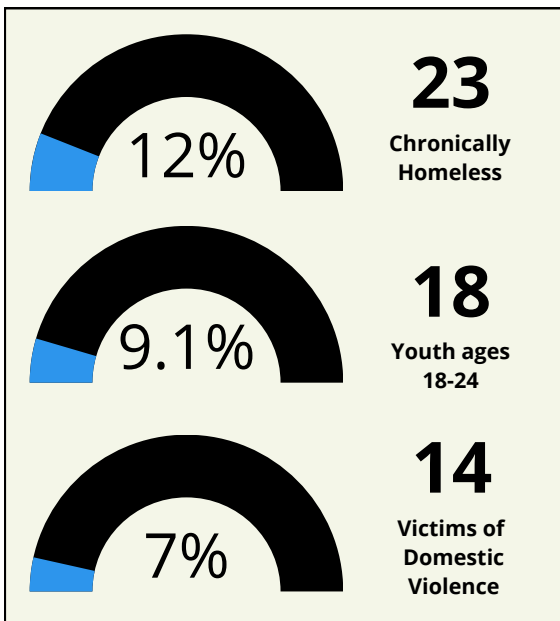
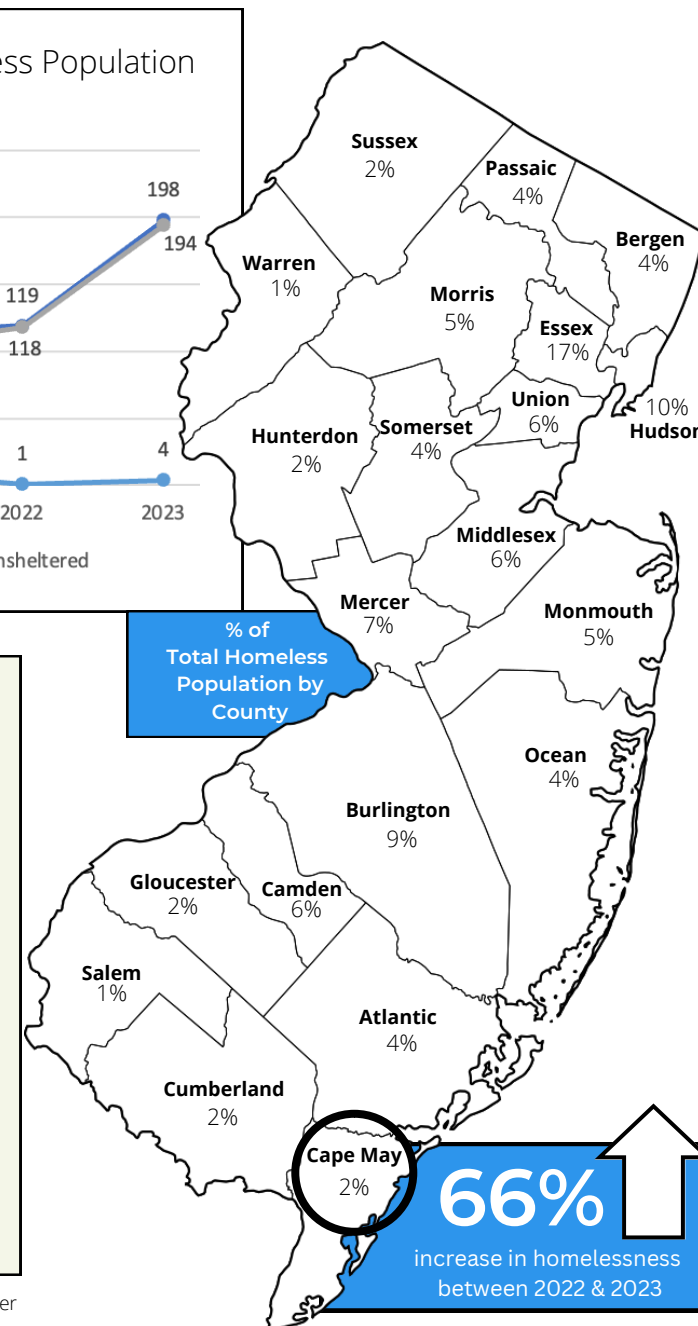
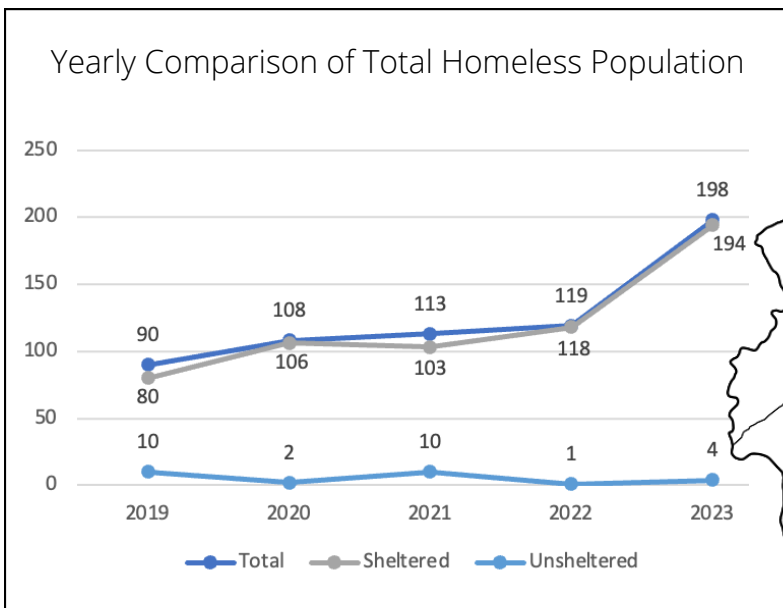
**20%**  
WERE ADULTS AGES 55+



**24%**  
HAVE BEEN HOMELESS 1+ YEARS



**56%**  
REPORTED ONE OR MORE DISABILITIES



Black, non-Hispanic/Latino are **overrepresented** — 3.1% of the total population, yet account for 14.6% of the population experiencing homelessness.

**66%** ↑  
increase in homelessness between 2022 & 2023

<sup>†</sup> Sheltered homelessness includes all persons in emergency shelter and transitional housing.