

Commissioned by the New Jersey Housing and Mortgage Finance Agency, New Jersey's annual Point-in-Time (PIT) Count of the Homeless provides a statewide snapshot and important demographic insights on individuals and families experiencing homelessness, with the goal of allocating housing resources and services to prevent and end homelessness.

To view the full Point-in-Time report, visit www.monarchhousing.org

1,595

People were experiencing homelessness in Essex County on January 24, 2023

126

PEOPLE WERE **UNSHELTERED**

1,469

PEOPLE WERE **SHELTERED**[†]

54%

IDENTIFIED AS MALE

45%

IDENTIFIED AS FEMALE

25%

WERE CHILDREN UNDER 18 Y/O

21%

WERE ADULTS AGES 55+

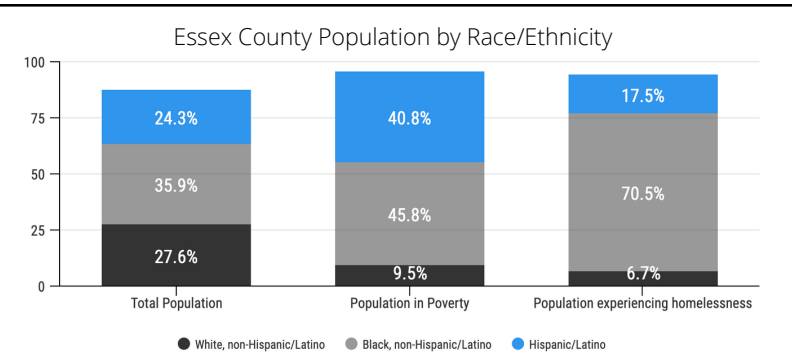
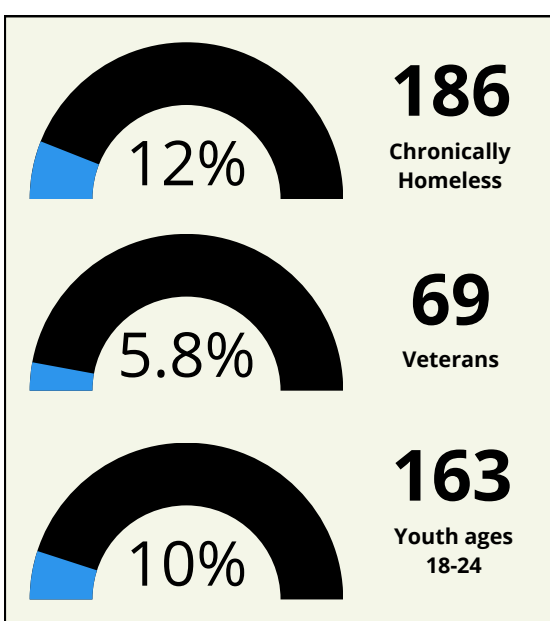
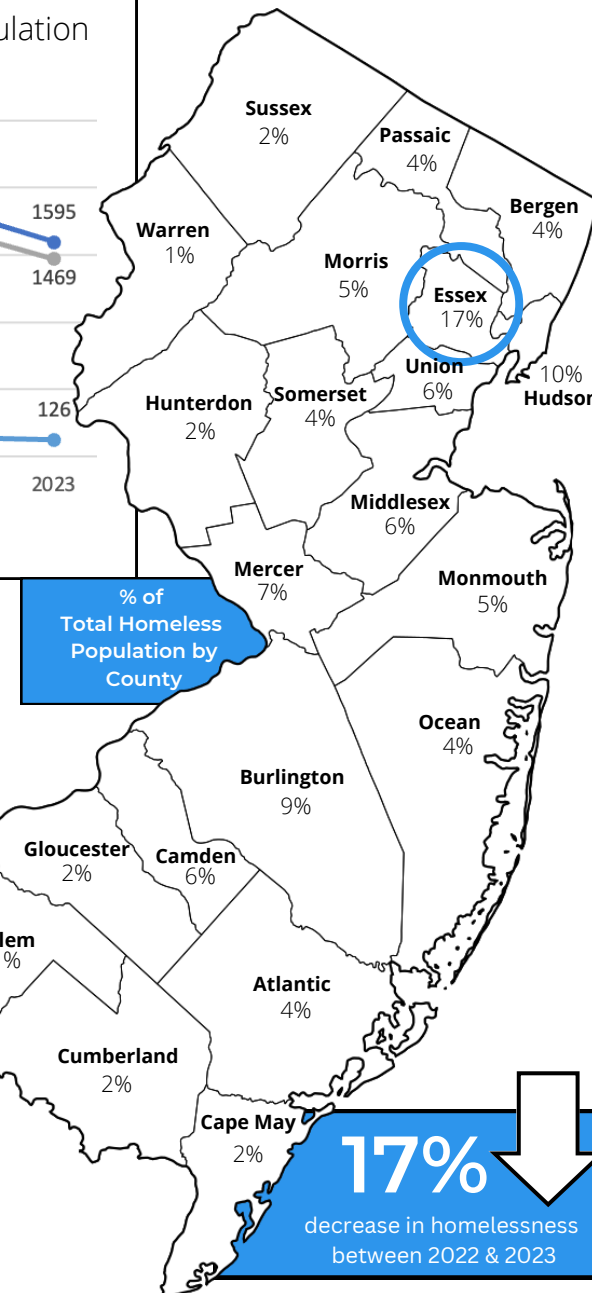
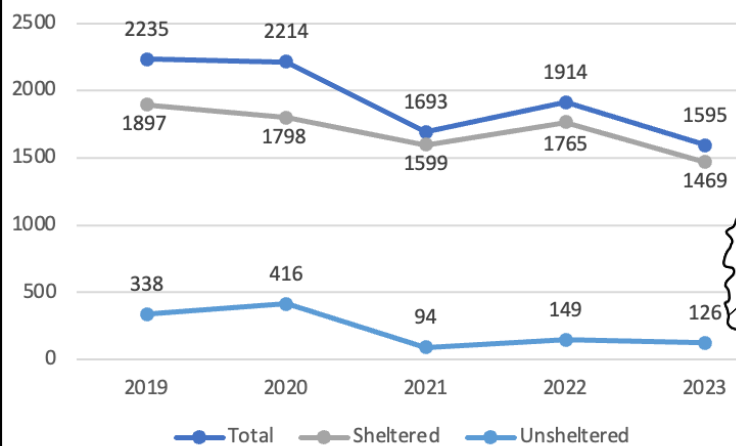
21%

HAVE BEEN HOMELESS 1+ YEARS

36%

REPORTED ONE OR MORE DISABILITIES

Yearly Comparison of Total Homeless Population



Black, non-Hispanic/Latino are **overrepresented** — 35.9% of the total population, yet account for 70.5% of the population experiencing homelessness.

[†] Sheltered homelessness includes all persons in emergency shelter and transitional housing.

17%
decrease in homelessness between 2022 & 2023