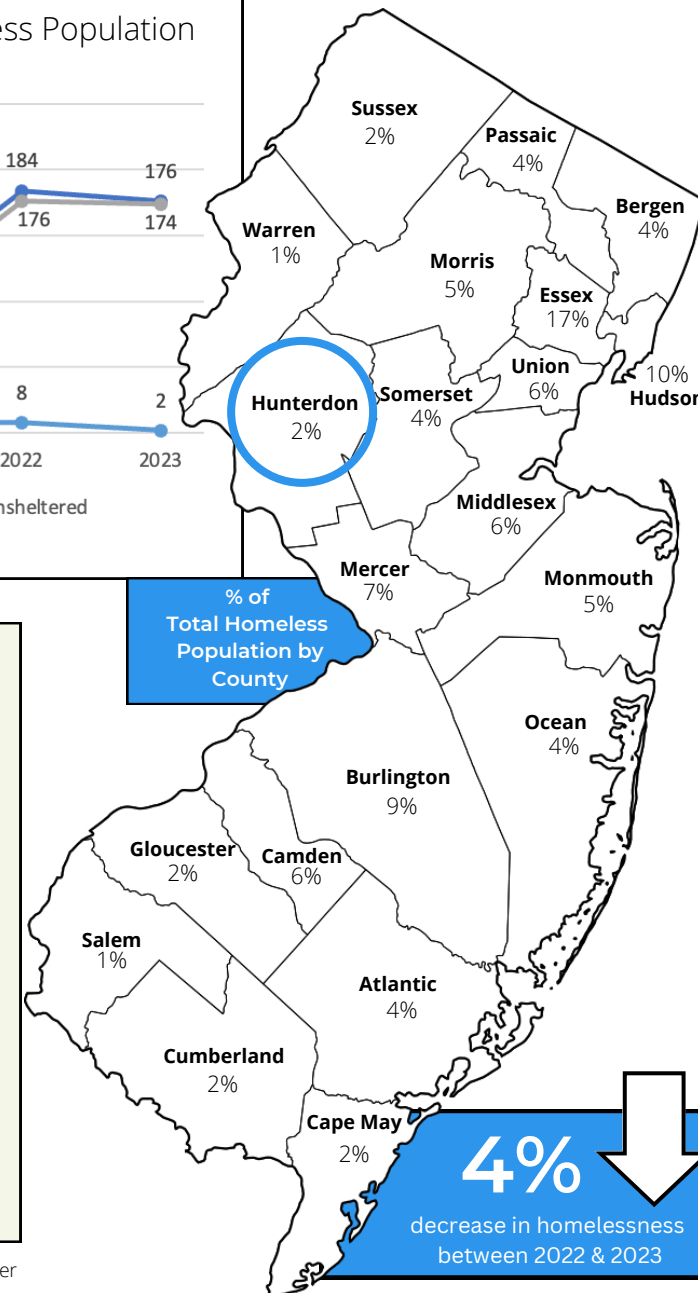
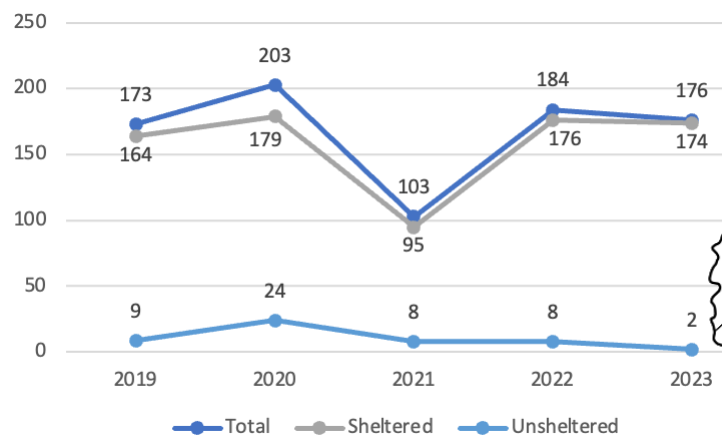


Commissioned by the New Jersey Housing and Mortgage Finance Agency, New Jersey's annual Point-in-Time (PIT) Count of the Homeless provides a statewide snapshot and important demographic insights on individuals and families experiencing homelessness, with the goal of allocating housing resources and services to prevent and end homelessness.

To view the full Point-in-Time report, visit www.monarchhousing.org

176 People were experiencing homelessness in Hunterdon County on January 24, 2023

Yearly Comparison of Total Homeless Population



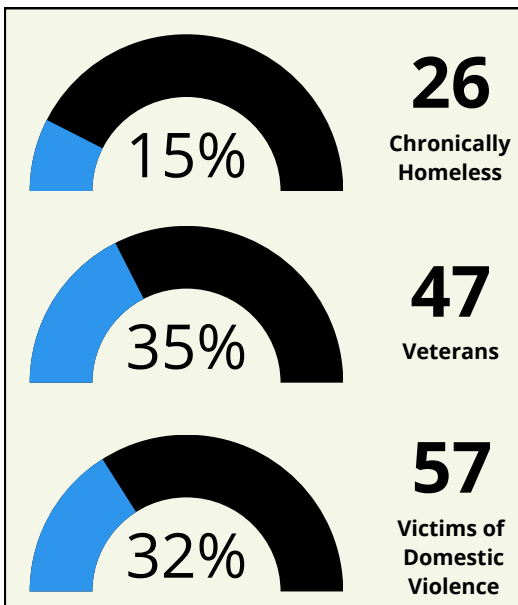
2 PEOPLE WERE **UNSHELTERED**

174 PEOPLE WERE **SHELTERED[†]**

48% IDENTIFIED AS **MALE** **47%** IDENTIFIED AS **FEMALE**

19% WERE CHILDREN UNDER 18 Y/O **32%** WERE ADULTS AGES 55+

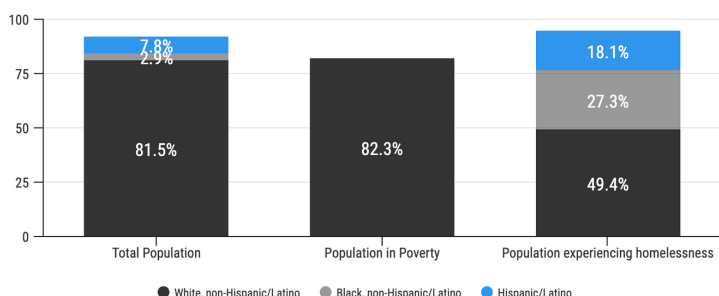
23% HAVE BEEN HOMELESS 1+ YEARS **64%** REPORTED **ONE OR MORE DISABILITIES**



% of Total Homeless Population by County

4% decrease in homelessness between 2022 & 2023

Hunterdon County Population by Race/Ethnicity



Black, non-Hispanic/Latino are **overrepresented** — 2.9% of the total population, yet account for 27.3% of the population experiencing homelessness.

[†] Sheltered homelessness includes all persons in emergency shelter and transitional housing.