

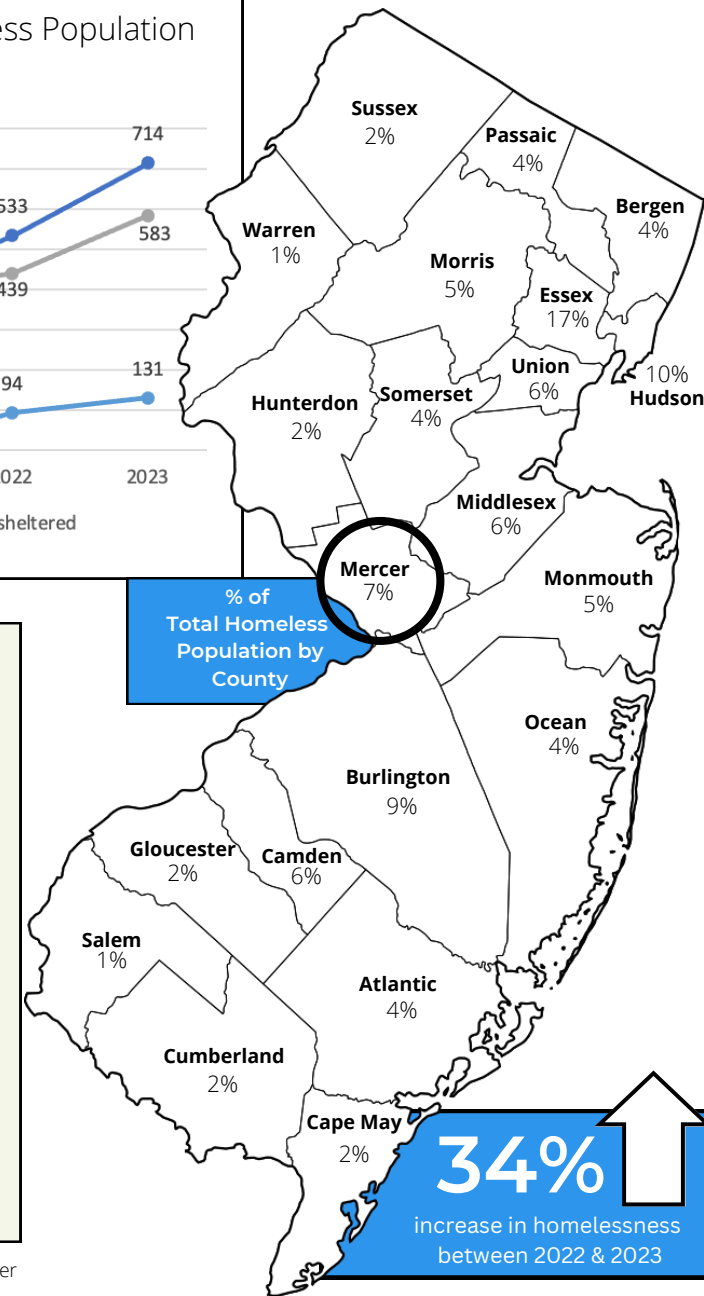
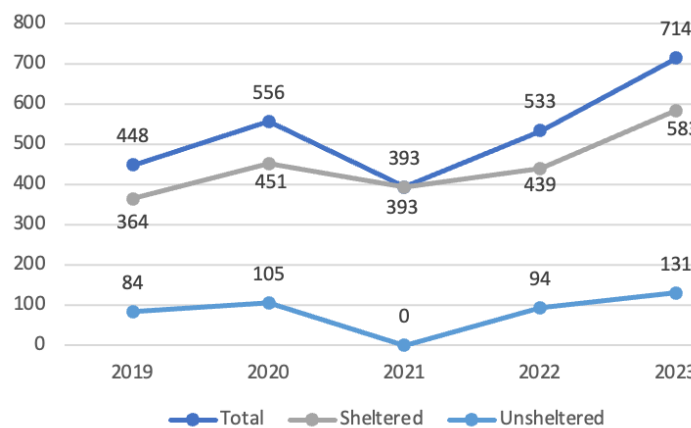
Commissioned by the New Jersey Housing and Mortgage Finance Agency, New Jersey's annual Point-in-Time (PIT) Count of the Homeless provides a statewide snapshot and important demographic insights on individuals and families experiencing homelessness, with the goal of allocating housing resources and services to prevent and end homelessness.

To view the full Point-in-Time report, visit [www.monarchhousing.org](http://www.monarchhousing.org)

# 714

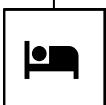
People were experiencing homelessness in Mercer County on January 24, 2023

### Yearly Comparison of Total Homeless Population



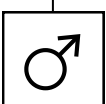
# 131

PEOPLE WERE  
**UNSHELTERED**



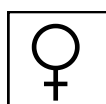
# 583

PEOPLE WERE  
**SHELTERED<sup>†</sup>**



# 54%

IDENTIFIED AS MALE




# 45%

IDENTIFIED AS FEMALE




# 28%

WERE CHILDREN UNDER 18 Y/O



# 17%

WERE ADULTS AGES 55+



# 23%

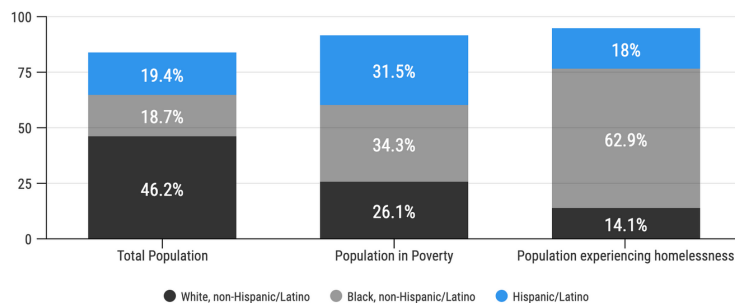
HAVE BEEN HOMELESS 1+ YEARS



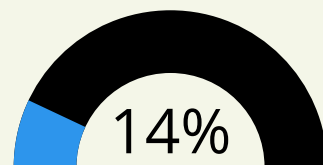
# 45%

REPORTED ONE OR MORE DISABILITIES


### Mercer County Population by Race/Ethnicity



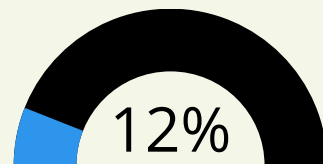
Black, non-Hispanic/Latino are **overrepresented** — 18.7% of the total population, yet account for 62.9% of the population experiencing homelessness.



**101**  
Chronically Homeless



**44**  
Youth ages 18-24



**84**  
Victims of Domestic Violence

**34%**  
increase in homelessness between 2022 & 2023

<sup>†</sup> Sheltered homelessness includes all persons in emergency shelter and transitional housing.