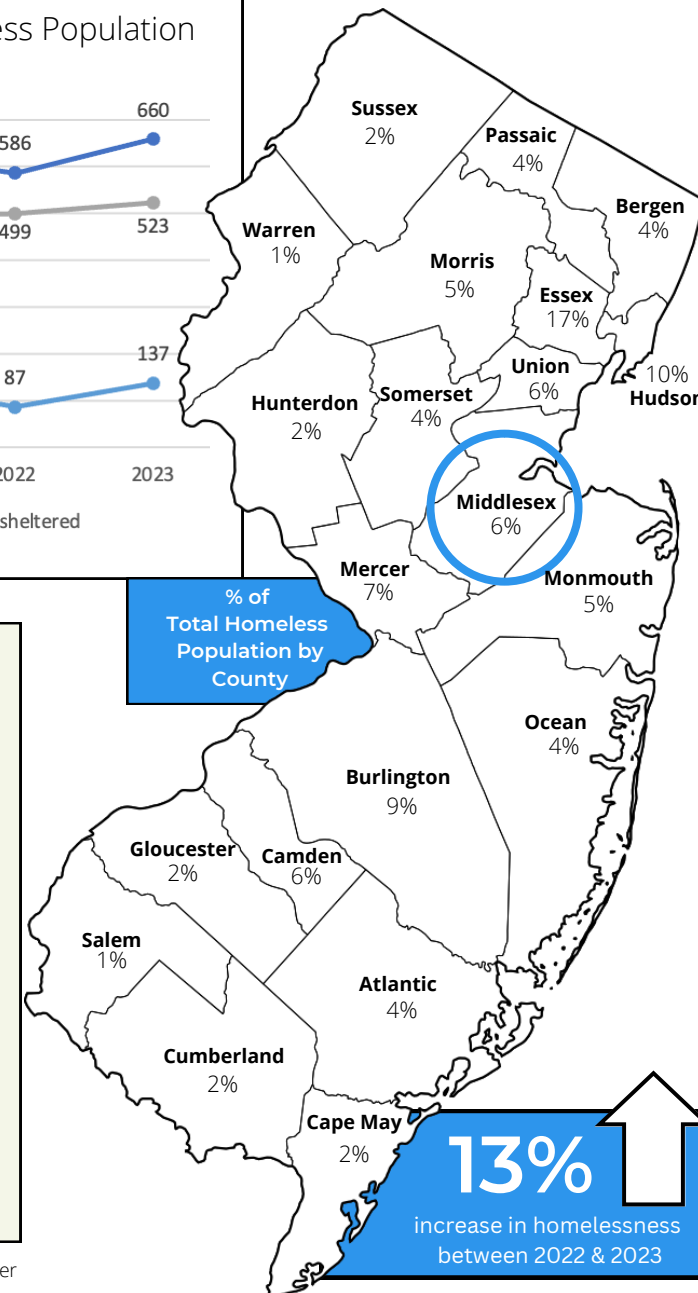
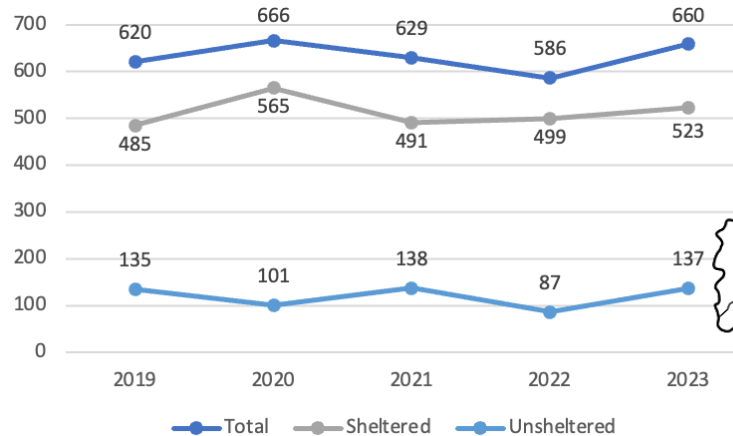


Commissioned by the New Jersey Housing and Mortgage Finance Agency, New Jersey's annual Point-in-Time (PIT) Count of the Homeless provides a statewide snapshot and important demographic insights on individuals and families experiencing homelessness, with the goal of allocating housing resources and services to prevent and end homelessness.

To view the full Point-in-Time report, visit www.monarchhousing.org

660 People were experiencing homelessness in Middlesex County on January 24, 2023

Yearly Comparison of Total Homeless Population



137 PEOPLE WERE **UNSHELTERED**

523 PEOPLE WERE **SHELTERED**[†]

54% IDENTIFIED AS MALE

45% IDENTIFIED AS FEMALE

27% WERE CHILDREN UNDER 18 Y/O

20% WERE ADULTS AGES 55+

33% HAVE BEEN HOMELESS 1+ YEARS

59% REPORTED ONE OR MORE DISABILITIES

173 Chronically Homeless

26%

34 Youth ages 18-24

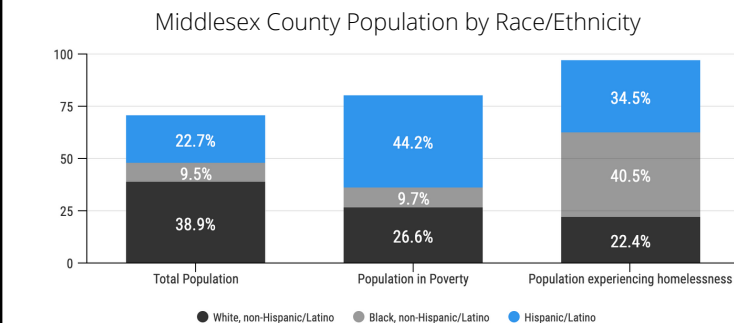
5.2%

141 Victims of Domestic Violence

21%

% of Total Homeless Population by County

13% increase in homelessness between 2022 & 2023



Black, non-Hispanic/Latino are **overrepresented** — 9.5% of the total population, yet account for 40.5% of the population experiencing homelessness.

[†] Sheltered homelessness includes all persons in emergency shelter and transitional housing.