

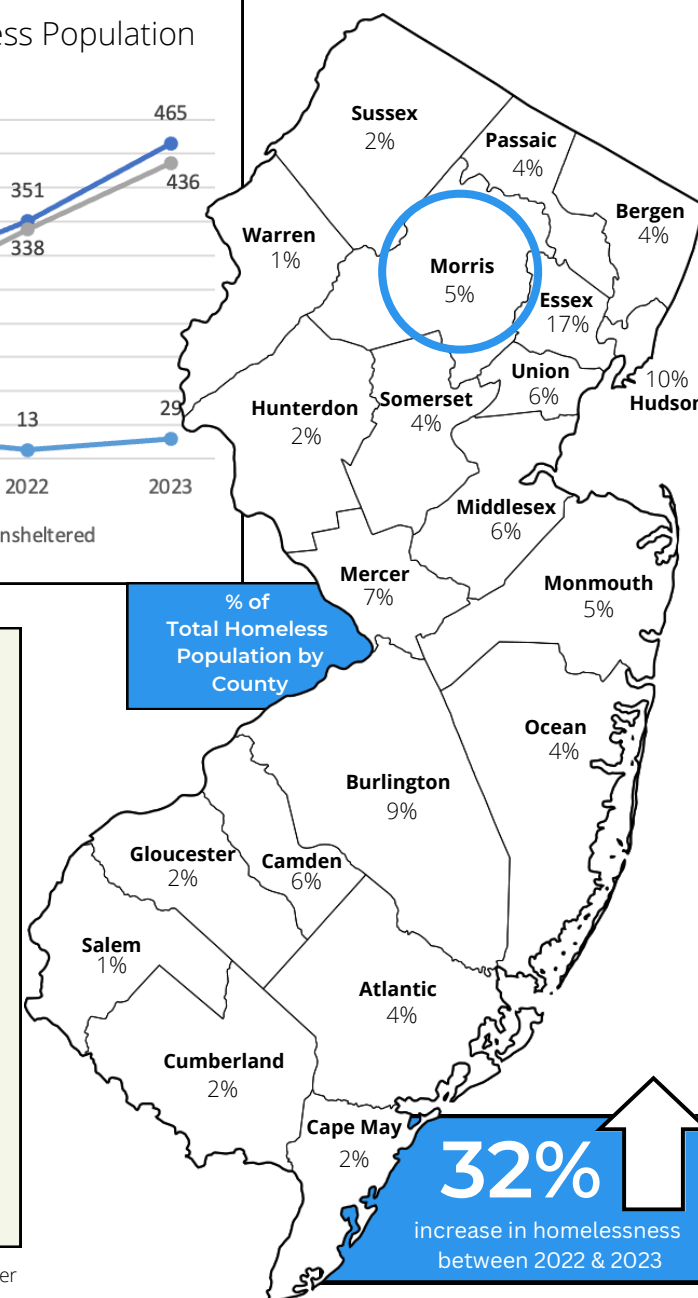
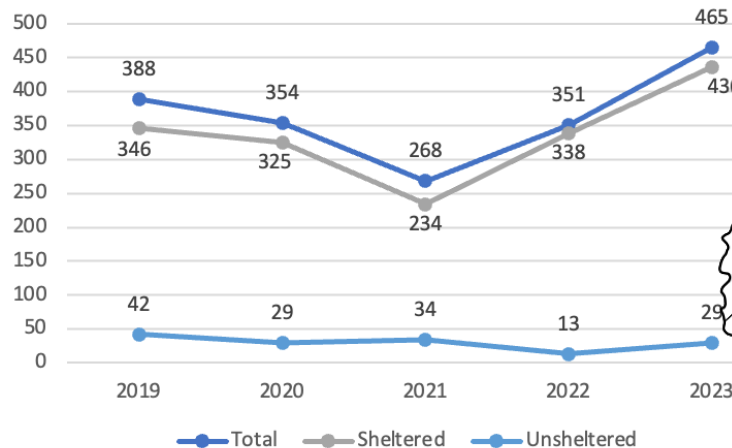
Commissioned by the New Jersey Housing and Mortgage Finance Agency, New Jersey's annual Point-in-Time (PIT) Count of the Homeless provides a statewide snapshot and important demographic insights on individuals and families experiencing homelessness, with the goal of allocating housing resources and services to prevent and end homelessness.

To view the full Point-in-Time report, visit www.monarchhousing.org

465

People were experiencing homelessness in Morris County on January 24, 2023

Yearly Comparison of Total Homeless Population



29

PEOPLE WERE
UNSHELTERED

436

PEOPLE WERE
SHELTERED[†]

55%

IDENTIFIED AS MALE

43%

IDENTIFIED AS FEMALE

22%

WERE CHILDREN UNDER 18 Y/O

18%

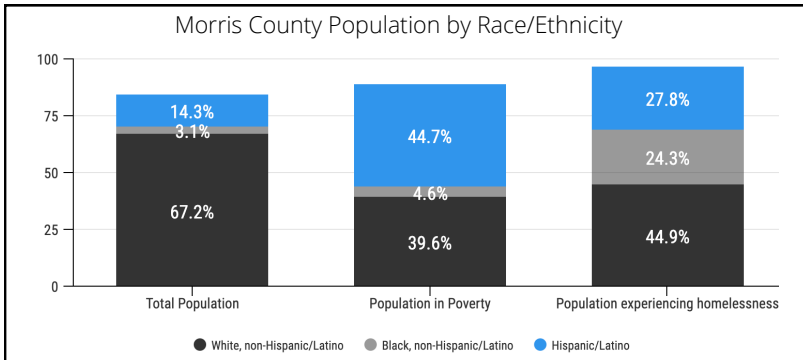
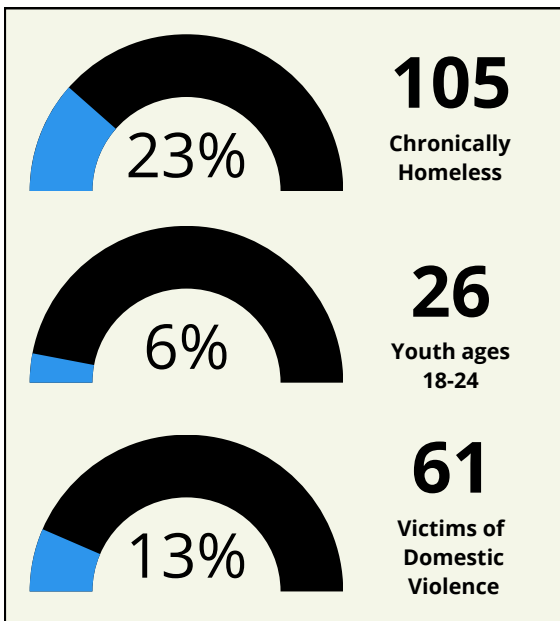
WERE ADULTS AGES 55+

28%

HAVE BEEN HOMELESS 1+ YEARS

60%

REPORTED ONE OR MORE DISABILITIES



Black, non-Hispanic/Latino are **overrepresented** — 3.1% of the total population, yet account for 24.3% of the population experiencing homelessness.

[†] Sheltered homelessness includes all persons in emergency shelter and transitional housing.

32%

increase in homelessness between 2022 & 2023