

2023 NJCOUNTS SUMMARY

Commissioned by the New Jersey Housing and Mortgage Finance Agency, NJCounts, New Jersey's annual Point-in-Time (PIT) Count of the Homeless, provides a statewide snapshot and important demographic insights on individuals and families experiencing homelessness, with the goal of allocating housing resources and services to prevent and end homelessness.

To view the full NJCounts report, visit www.monarchhousing.org

10,267

People were experiencing homelessness in New Jersey on January 24, 2023

1,416 PEOPLE WERE UNSHELTERED

8,851 PEOPLE WERE SHELTERED[†]

55% IDENTIFIED AS MALE

44% IDENTIFIED AS FEMALE

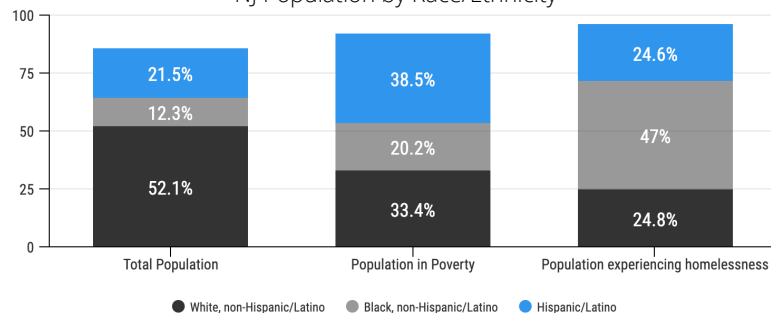
24% WERE CHILDREN UNDER 18 Y/O

20% WERE ADULTS AGES 55+

29% HAVE BEEN HOMELESS 1+ YEARS

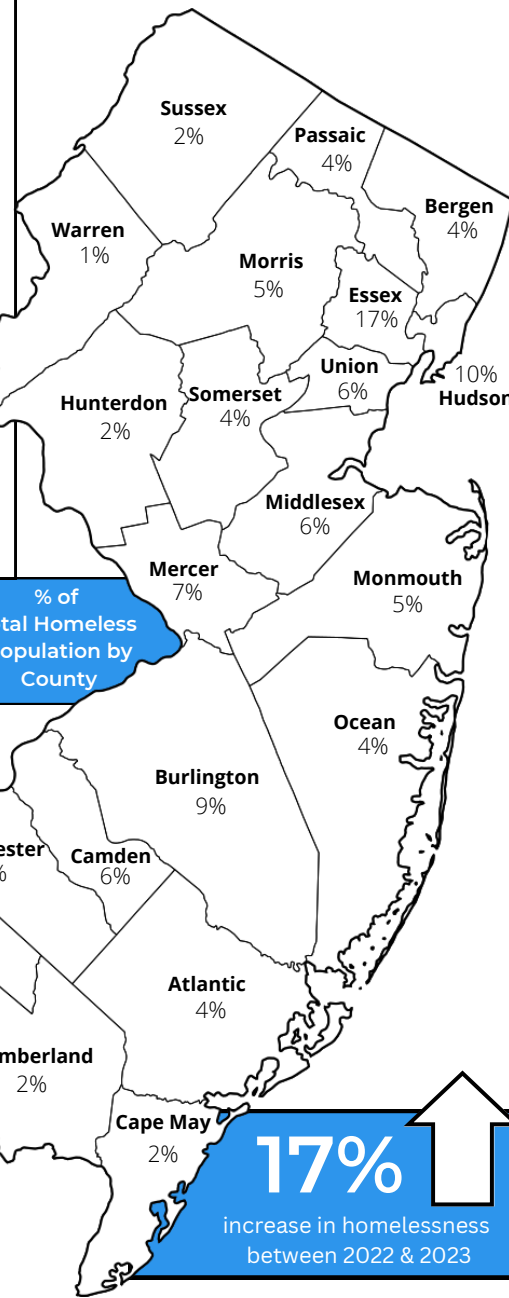
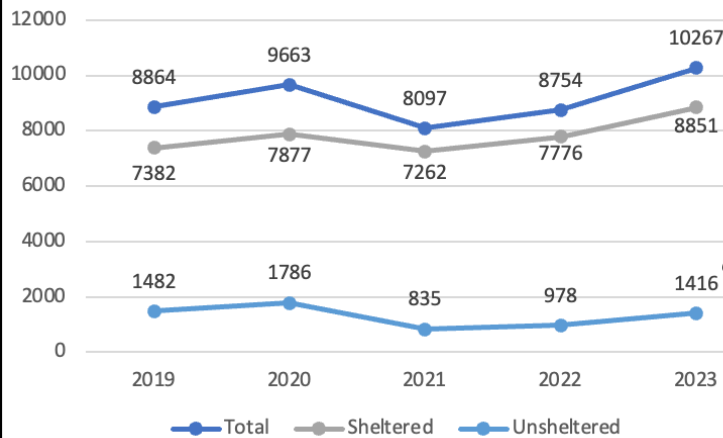
48% REPORTED ONE OR MORE DISABILITIES

NJ Population by Race/Ethnicity



Black, non-Hispanic/Latino are **overrepresented** — 12.3% of the total population, yet account for 47.0% of the population experiencing homelessness.

Yearly Comparison of Total Homeless Population



1,966 Chronically Homeless (19%)

454 Veterans (4.4%)

1,784 Victims of Domestic Violence (17%)

17% increase in homelessness between 2022 & 2023

[†] Sheltered homelessness includes all persons in emergency shelter, transitional housing and safe haven.