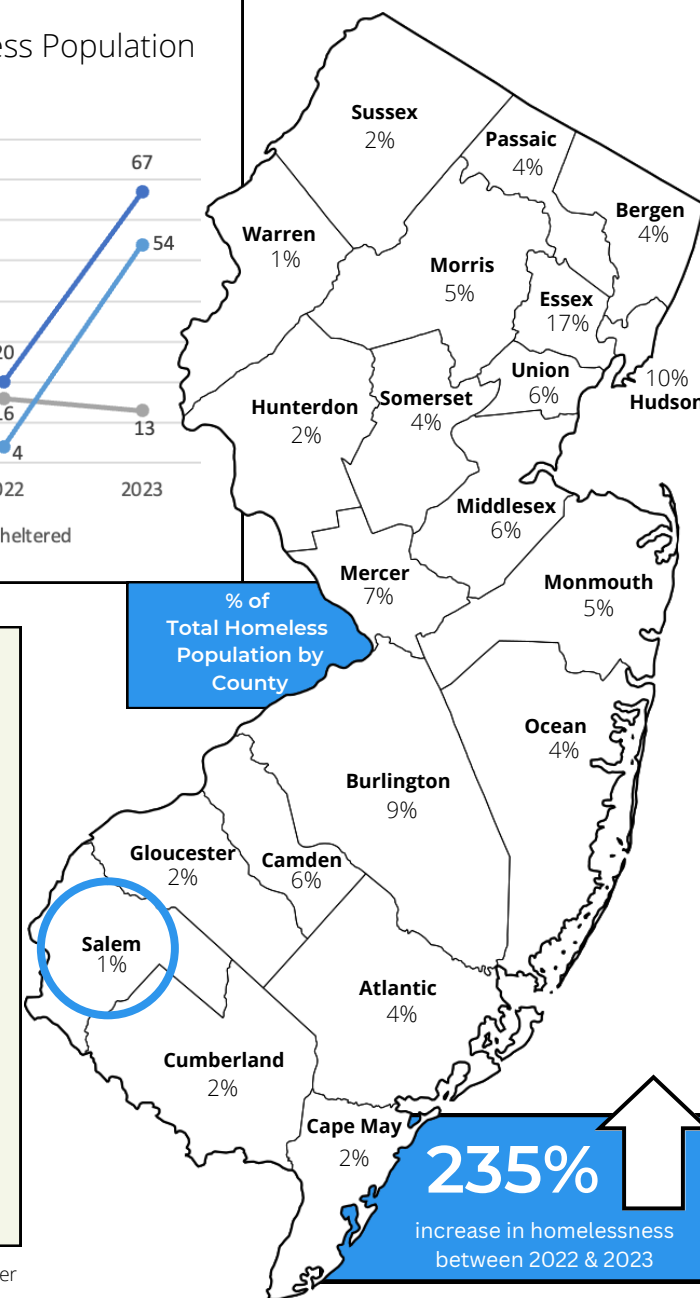
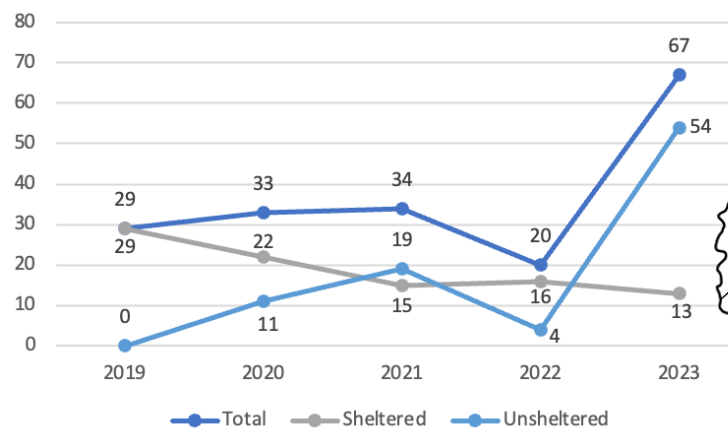


Commissioned by the New Jersey Housing and Mortgage Finance Agency, New Jersey's annual Point-in-Time (PIT) Count of the Homeless provides a statewide snapshot and important demographic insights on individuals and families experiencing homelessness, with the goal of allocating housing resources and services to prevent and end homelessness.

To view the full Point-in-Time report, visit www.monarchhousing.org

67 People were experiencing homelessness in Salem County on January 24, 2023

Yearly Comparison of Total Homeless Population



PEOPLE WERE
UNSHELTERED

PEOPLE WERE
SHELTERED[†]

54

13

49%
IDENTIFIED AS MALE

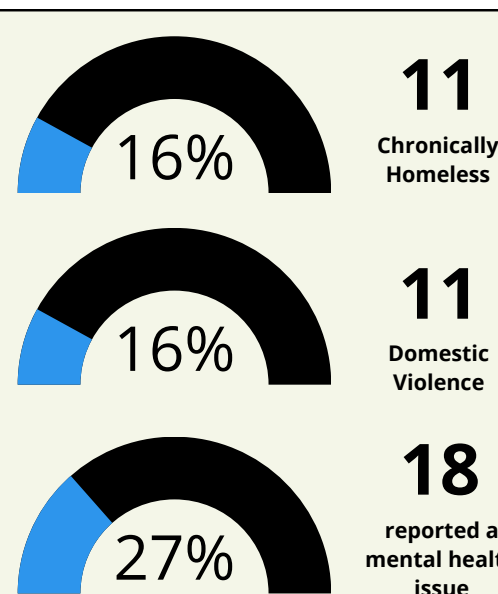
45%
IDENTIFIED AS FEMALE

9%
WERE CHILDREN UNDER 18 Y/O

15%
WERE ADULTS AGES 55+

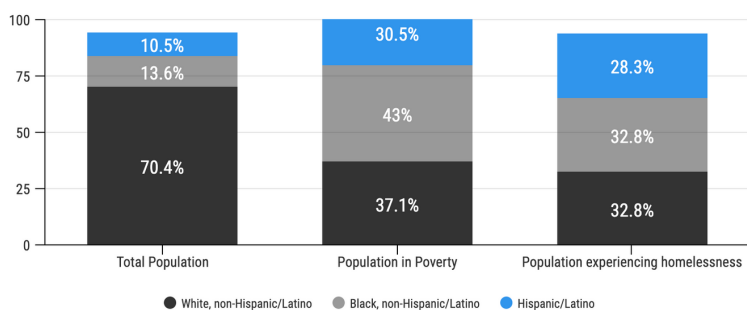
31%
HAVE BEEN HOMELESS 1+ YEARS

36%
REPORTED ONE OR MORE DISABILITIES



235%
increase in homelessness between 2022 & 2023

Salem County Population by Race/Ethnicity



Black, non-Hispanic/Latino are **overrepresented** — 13.6% of the total population, yet account for 32.8% of the population experiencing homelessness.

[†] Sheltered homelessness includes all persons in emergency shelter and transitional housing.