

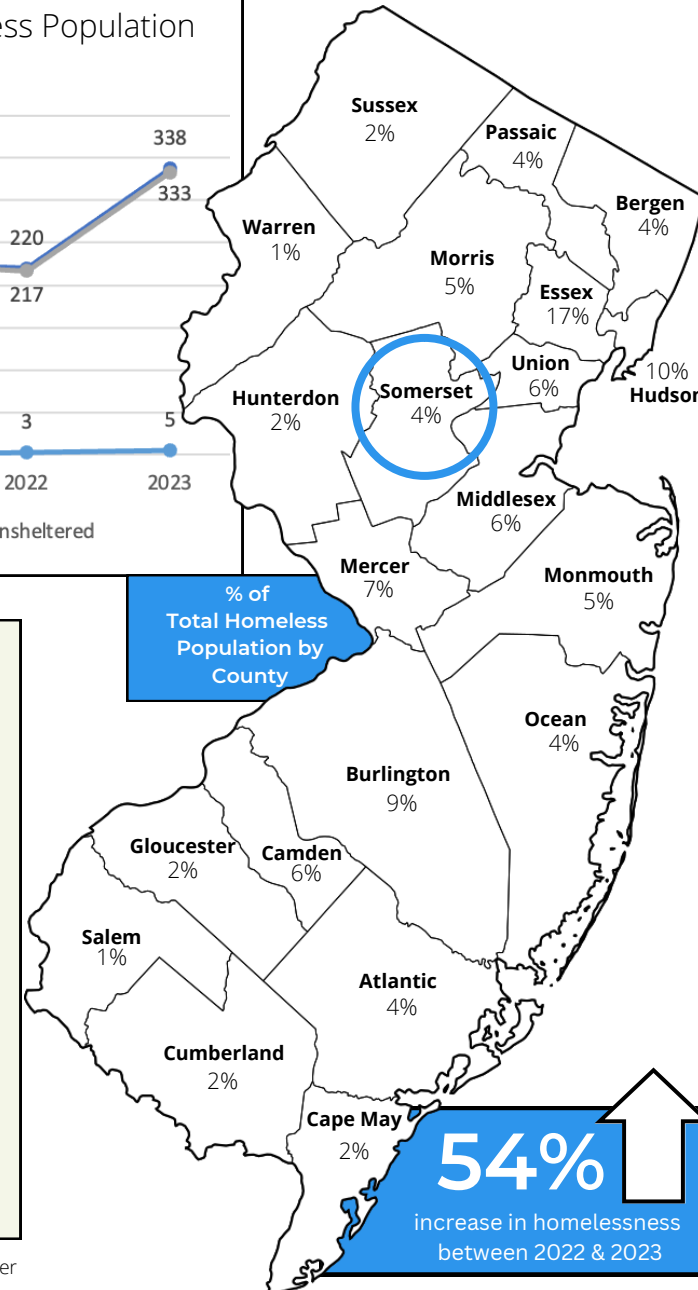
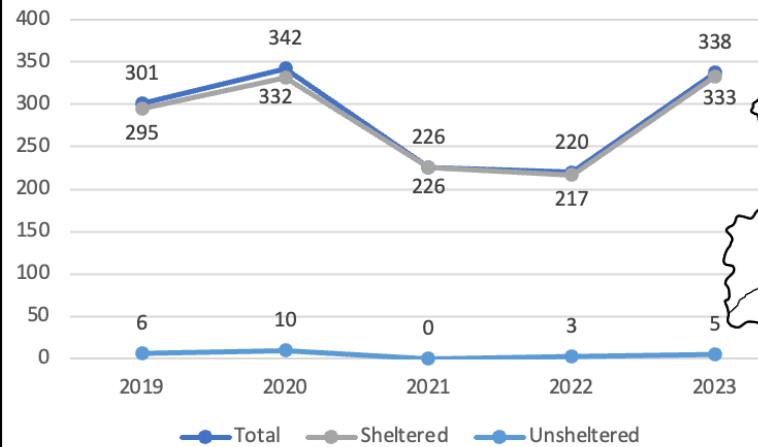
Commissioned by the New Jersey Housing and Mortgage Finance Agency, New Jersey's annual Point-in-Time (PIT) Count of the Homeless provides a statewide snapshot and important demographic insights on individuals and families experiencing homelessness, with the goal of allocating housing resources and services to prevent and end homelessness.

To view the full Point-in-Time report, visit www.monarchhousing.org

338

People were experiencing homelessness in Somerset County on January 24, 2023

Yearly Comparison of Total Homeless Population



PEOPLE WERE
UNSHELTERED

5

PEOPLE WERE
SHELTERED[†]

333

44%
IDENTIFIED AS FEMALE

23%
WERE ADULTS AGES 55+

59%
REPORTED ONE OR MORE DISABILITIES

54%
IDENTIFIED AS MALE

19%
WERE CHILDREN UNDER 18 Y/O

21%
HAVE BEEN HOMELESS 1+ YEARS

51
Chronically Homeless

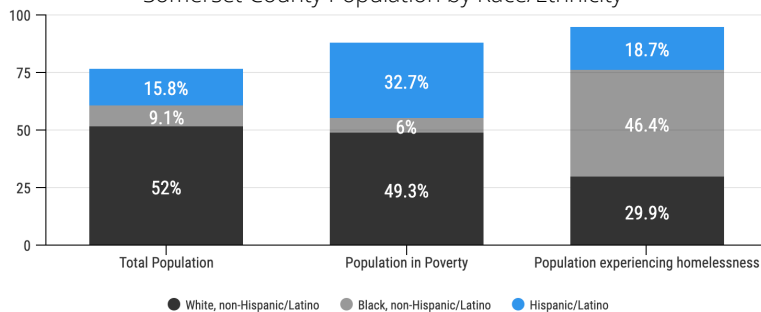
53
Veterans

32
Victims of Domestic Violence

% of Total Homeless Population by County

54%
increase in homelessness between 2022 & 2023

Somerset County Population by Race/Ethnicity



Black, non-Hispanic/Latino are **overrepresented** — 9.1% of the total population, yet account for 46.4% of the population experiencing homelessness.

[†] Sheltered homelessness includes all persons in emergency shelter and transitional housing.