

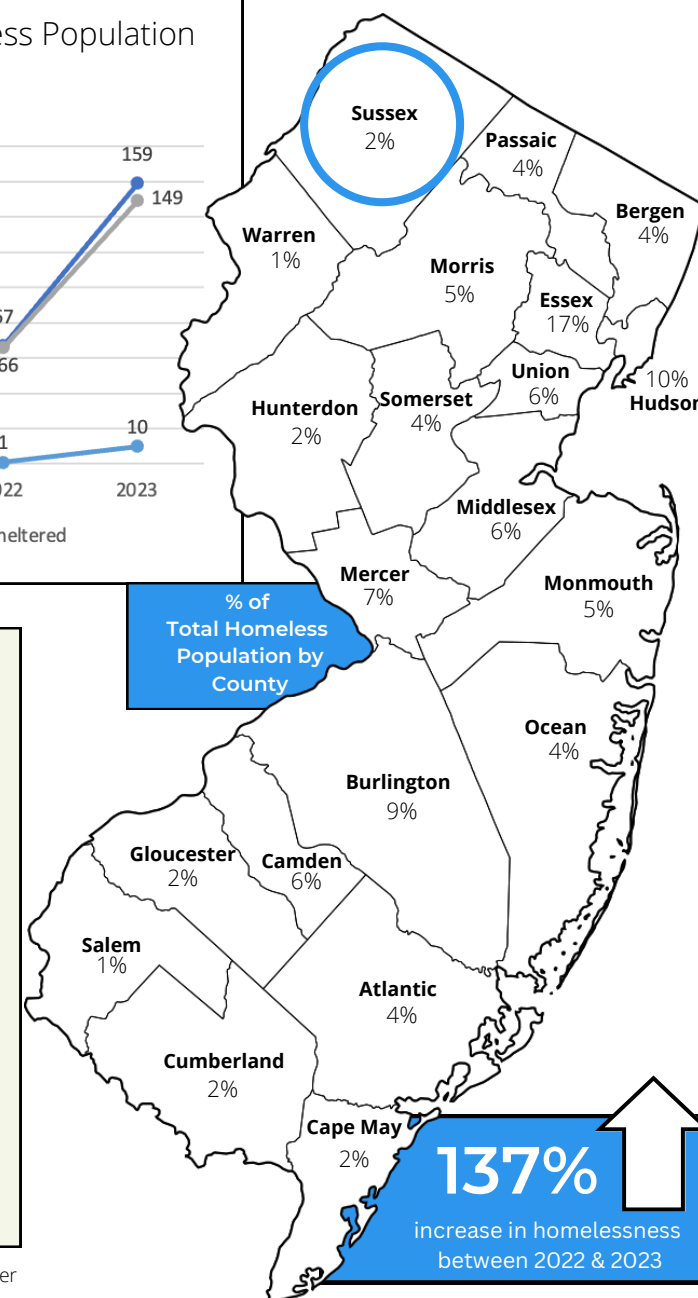
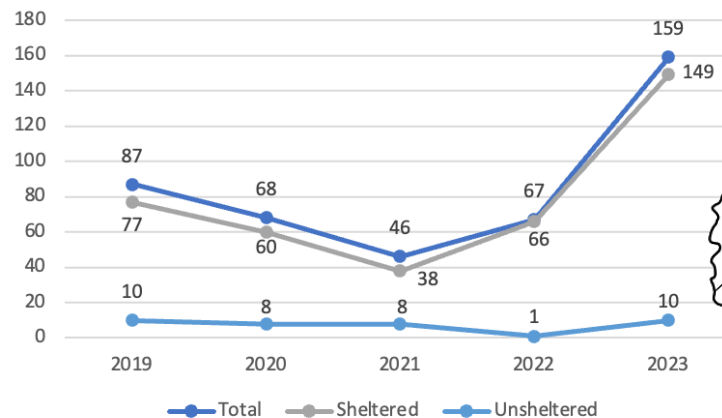
Commissioned by the New Jersey Housing and Mortgage Finance Agency, New Jersey's annual Point-in-Time (PIT) Count of the Homeless provides a statewide snapshot and important demographic insights on individuals and families experiencing homelessness, with the goal of allocating housing resources and services to prevent and end homelessness.

To view the full Point-in-Time report, visit www.monarchhousing.org

159

People were experiencing homelessness in Sussex County on January 24, 2023

Yearly Comparison of Total Homeless Population



PERSON WAS

10 UNSHELTERED

PEOPLE WERE

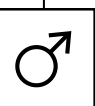
149 SHELTERED[†]



10

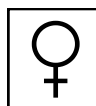


149



38%

IDENTIFIED AS MALE



60%

IDENTIFIED AS FEMALE



36%

WERE CHILDREN UNDER 18 Y/O



16%

WERE ADULTS AGES 55+



14%

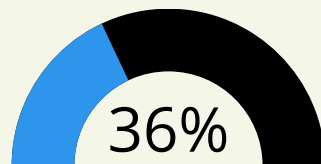
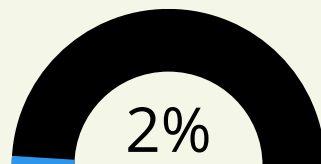
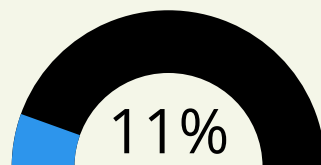
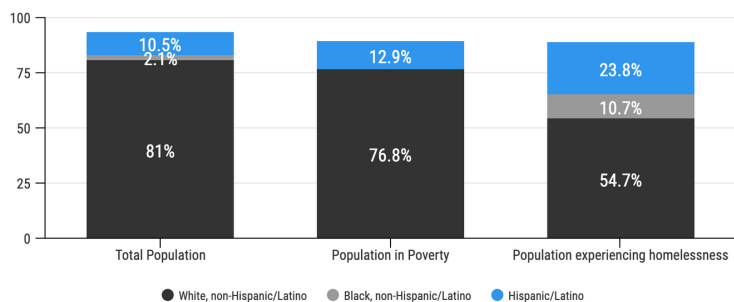
HAVE BEEN HOMELESS 1+ YEARS



48%

REPORTED ONE OR MORE DISABILITIES

Sussex County Population by Race/Ethnicity



18

Chronically Homeless

2

Veterans

58

Victims of Domestic Violence

137%

increase in homelessness between 2022 & 2023

Black, non-Hispanic/Latino are **overrepresented** — 2.1% of the total population, yet account for 10.7% of the population experiencing homelessness.

[†] Sheltered homelessness includes all persons in emergency shelter and transitional housing.