

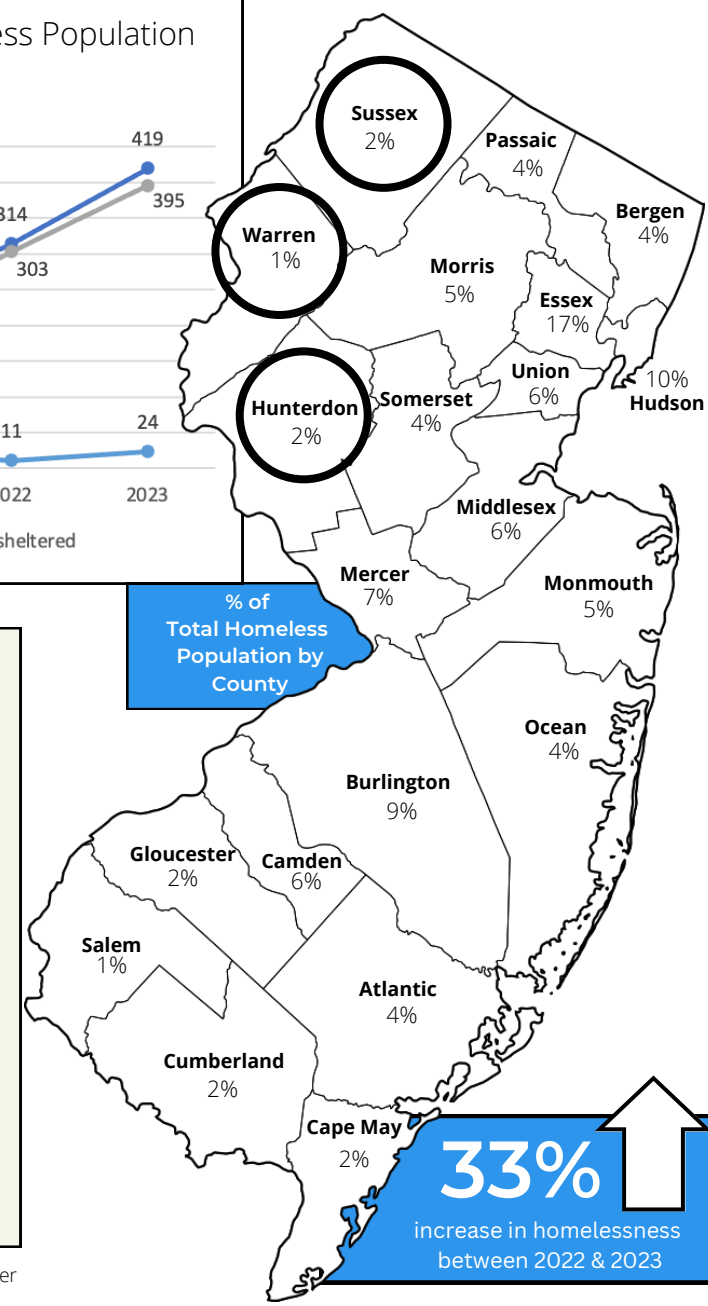
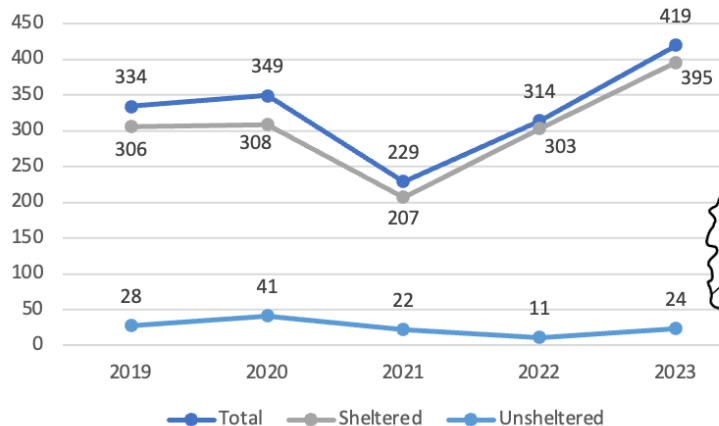
Commissioned by the New Jersey Housing and Mortgage Finance Agency, New Jersey's annual Point-in-Time (PIT) Count of the Homeless provides a statewide snapshot and important demographic insights on individuals and families experiencing homelessness, with the goal of allocating housing resources and services to prevent and end homelessness.

To view the full Point-in-Time report, visit www.monarchhousing.org

419

People were experiencing homelessness in the TriCounty Continuum of Care on January 24, 2023

Yearly Comparison of Total Homeless Population



PEOPLE WERE
UNSHELTERED

24

PEOPLE WERE
SHELTERED[†]

395

53%
IDENTIFIED AS FEMALE

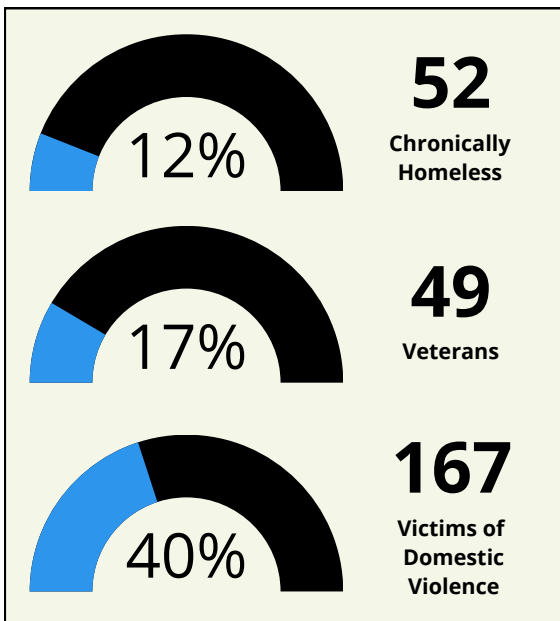
43%
IDENTIFIED AS MALE

21%
WERE ADULTS AGES 55+

29%
WERE CHILDREN UNDER 18 Y/O

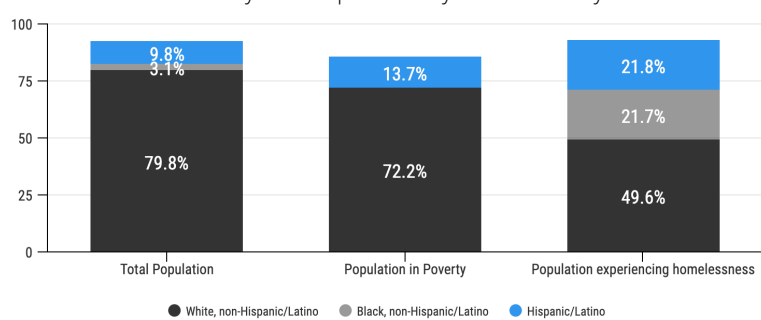
51%
REPORTED ONE OR MORE DISABILITIES

17%
HAVE BEEN HOMELESS 1+ YEARS



33%
increase in homelessness between 2022 & 2023

TriCounty CoC Population by Race/Ethnicity



Black, non-Hispanic/Latino are **overrepresented** — 3.1% of the total population, yet account for 21.7% of the population experiencing homelessness.

[†] Sheltered homelessness includes all persons in emergency shelter and transitional housing.