

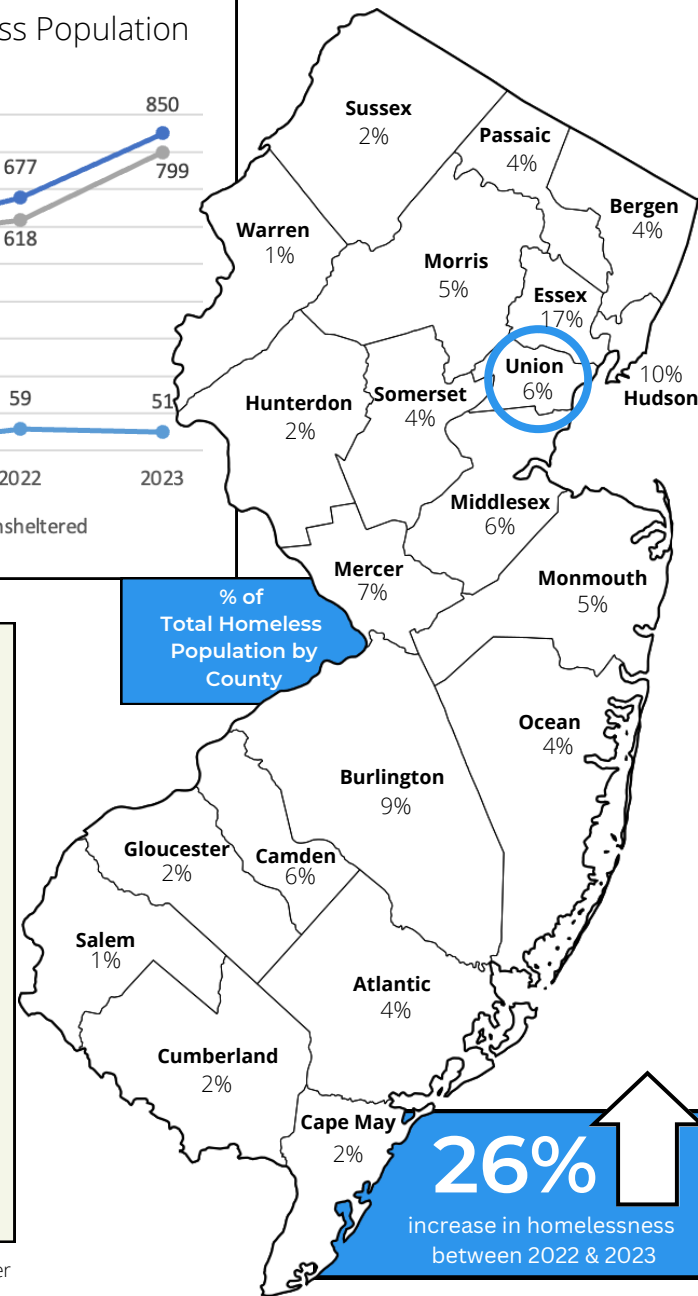
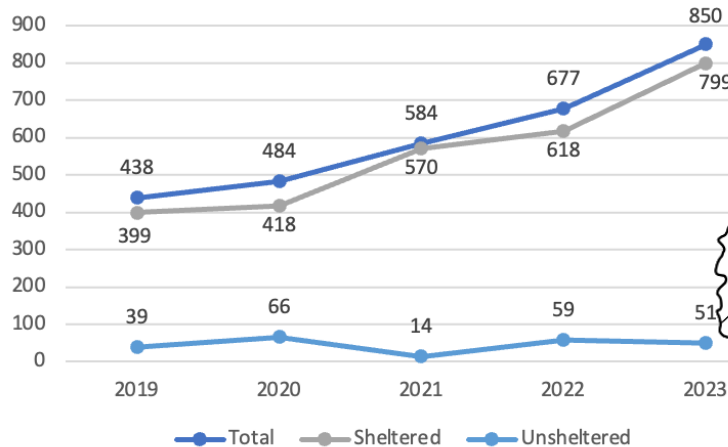
Commissioned by the New Jersey Housing and Mortgage Finance Agency, New Jersey's annual Point-in-Time (PIT) Count of the Homeless provides a statewide snapshot and important demographic insights on individuals and families experiencing homelessness, with the goal of allocating housing resources and services to prevent and end homelessness.

To view the full Point-in-Time report, visit [www.monarchhousing.org](http://www.monarchhousing.org)

# 850

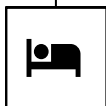
People were experiencing homelessness in Union County on January 24, 2023

### Yearly Comparison of Total Homeless Population



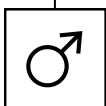
# 51

PEOPLE WERE  
**UNSHELTERED**




# 799

PEOPLE WERE  
**SHELTERED<sup>†</sup>**




# 55%

  
IDENTIFIED AS MALE


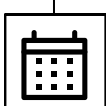
# 43%

  
IDENTIFIED AS FEMALE


# 27%

  
WERE CHILDREN UNDER 18 Y/O


# 18%

  
WERE ADULTS AGES 55+


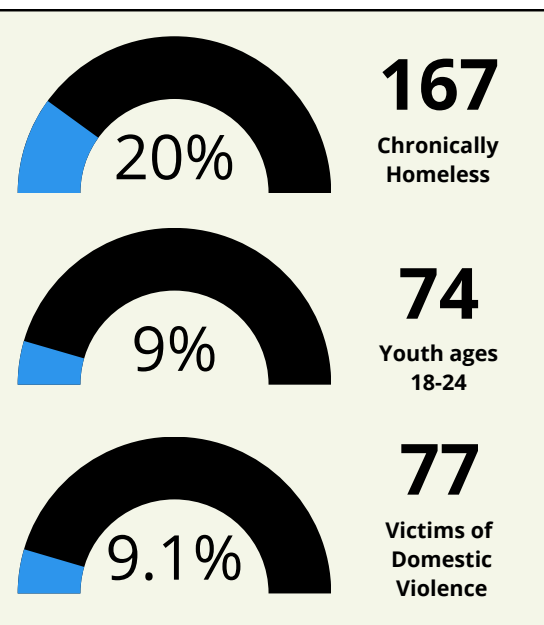
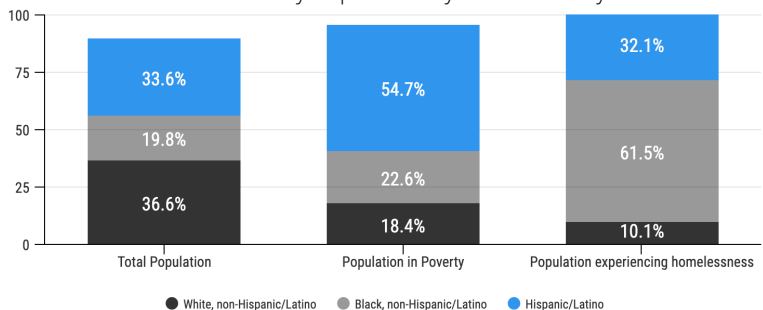
# 25%

  
HAVE BEEN HOMELESS 1+ YEARS


# 42%

  
REPORTED ONE OR MORE DISABILITIES

### Union County Population by Race/Ethnicity



# 26%

  
increase in homelessness between 2022 & 2023

Black, non-Hispanic/Latino are **overrepresented** — 19.8% of the total population, yet account for 61.5% of the population experiencing homelessness.

<sup>†</sup> Sheltered homelessness includes all persons in emergency shelter and transitional housing.