

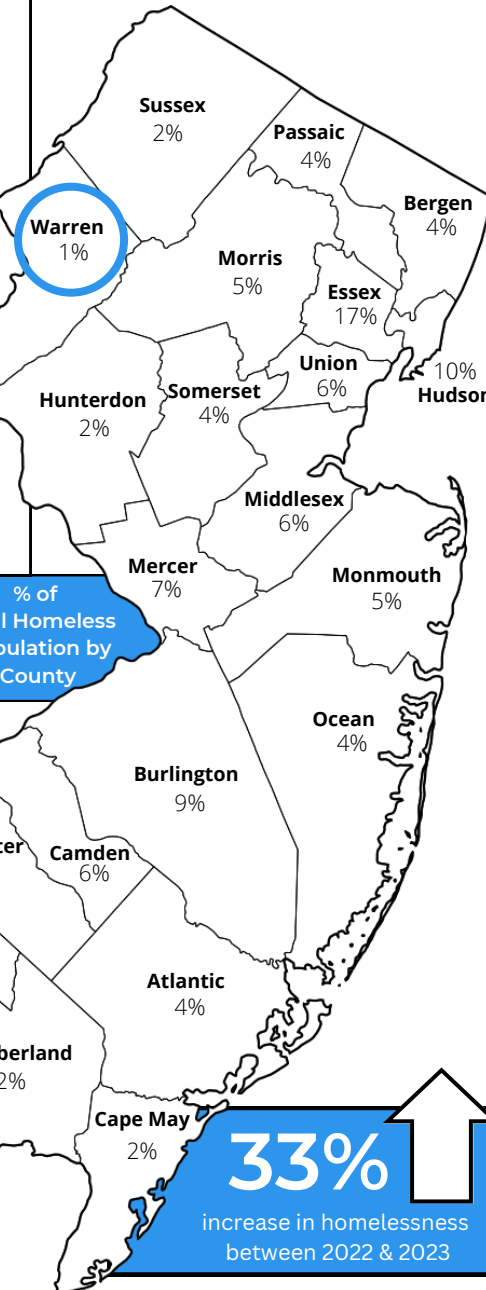
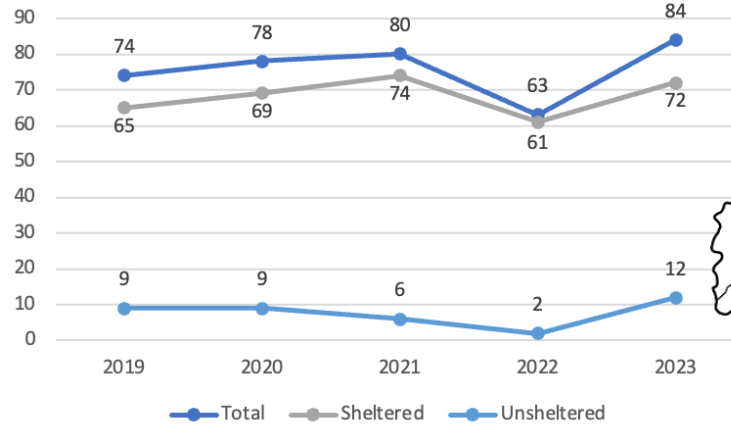
2023 PIT SUMMARY WARREN COUNTY

Commissioned by the New Jersey Housing and Mortgage Finance Agency, New Jersey's annual Point-in-Time (PIT) Count of the Homeless provides a statewide snapshot and important demographic insights on individuals and families experiencing homelessness, with the goal of allocating housing resources and services to prevent and end homelessness.

To view the full Point-in-Time report, visit www.monarchhousing.org

84 People were experiencing homelessness in Warren County on January 24, 2023

Yearly Comparison of Total Homeless Population



12 PEOPLE WERE **UNSHELTERED**

72 PEOPLE WERE **SHELTERED[†]**

42% IDENTIFIED AS **MALE**

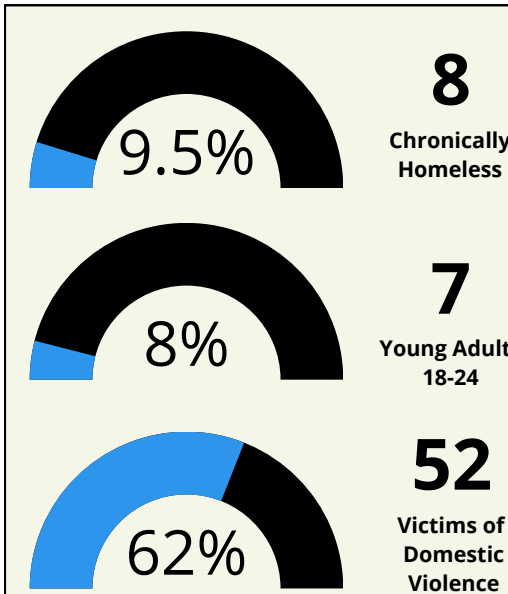
54% IDENTIFIED AS **FEMALE**

36% WERE CHILDREN UNDER 18 Y/O

7% WERE ADULTS AGES 55+

8% HAVE BEEN HOMELESS 1+ YEARS

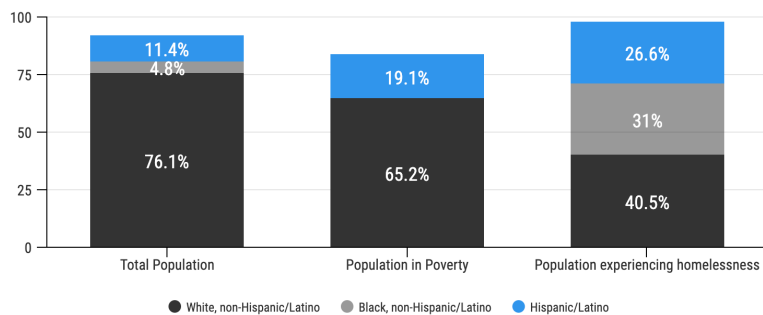
29% REPORTED **ONE OR MORE DISABILITIES**



% of Total Homeless Population by County

33% increase in homelessness between 2022 & 2023

Warren County Population by Race/Ethnicity



Black, non-Hispanic/Latino are **overrepresented** — 4.8% of the total population, yet account for 31.0% of the population experiencing homelessness.

[†] Sheltered homelessness includes all persons in emergency shelter and transitional housing.