

Commissioned by the New Jersey Housing and Mortgage Finance Agency, New Jersey's annual Point-in-Time (PIT) Count of the Homeless provides a statewide snapshot and important demographic insights on persons experiencing homelessness, with the goal of allocating housing resources and services to prevent and end homelessness.

**427** persons were experiencing homelessness in Atlantic County on January 23rd, 2024.

**3%** decrease in homelessness between 2023 and 2024.

**259** PEOPLE WERE **SHELTERED**

**168** PEOPLE WERE **UNSHELTERED**

**60%** MAN (BOY IF CHILD)  
**33%** WOMAN (GIRL IF CHILD)

**10%** CHILDREN UNDER 18  
**28%** ADULTS AGES 55+

**39%** HOMELESS 1+ YEARS

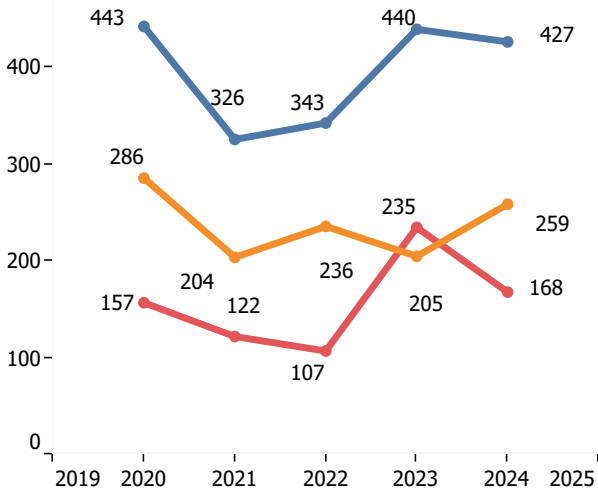
**58%** REPORTED ONE OR MORE DISABILITIES

**120** WERE CHRONICALLY HOMELESS (**28%**)

**44** WERE VICTIMS OF DOMESTIC VIOLENCE (**10%**)

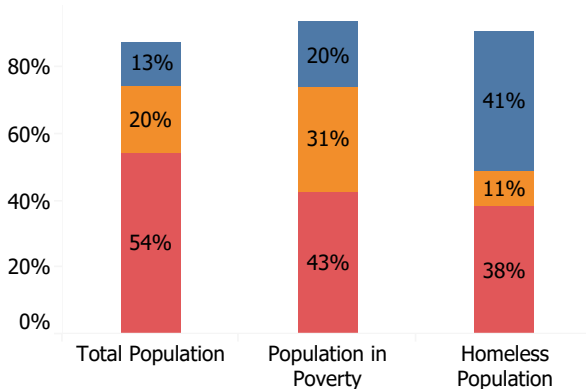
**42** WERE VETERANS (**11%**)

## Yearly Comparison of Total Homeless Population



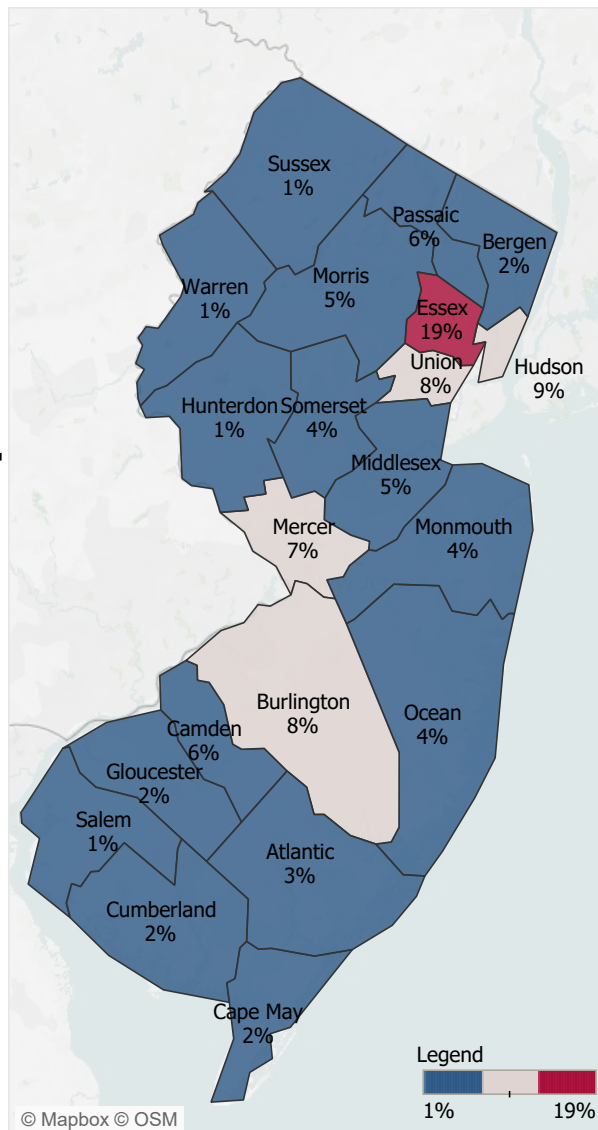
Legend  
■ Total  
■ Sheltered  
■ Unsheltered

## Atlantic County Population by Race & Ethnicity



Legend  
■ Black/African American, non-Hispanic/Latino  
■ Hispanic/Latino  
■ White, non-Hispanic/Latino

## Total Homeless Population by County



Legend  
■ 1%  
■ 19%