

Commissioned by the New Jersey Housing and Mortgage Finance Agency, New Jersey's annual Point-in-Time (PIT) Count of the Homeless provides a statewide snapshot and important demographic insights on persons experiencing homelessness, with the goal of allocating housing resources and services to prevent and end homelessness.

**743** persons were experiencing homelessness in Camden County on January 23rd, 2024.

**21%** increase in homelessness between 2023 and 2024.



**594** PEOPLE WERE SHELTERED



**149** PEOPLE WERE UNSHELTERED



**60%** MAN (BOY IF CHILD)  
**38%** WOMAN (GIRL IF CHILD)



**14%** CHILDREN UNDER 18  
**26%** ADULTS AGES 55+



**34%** HOMELESS 1+ YEARS



**60%** REPORTED ONE OR MORE DISABILITIES



**129** WERE CHRONICALLY HOMELESS (**17%**)

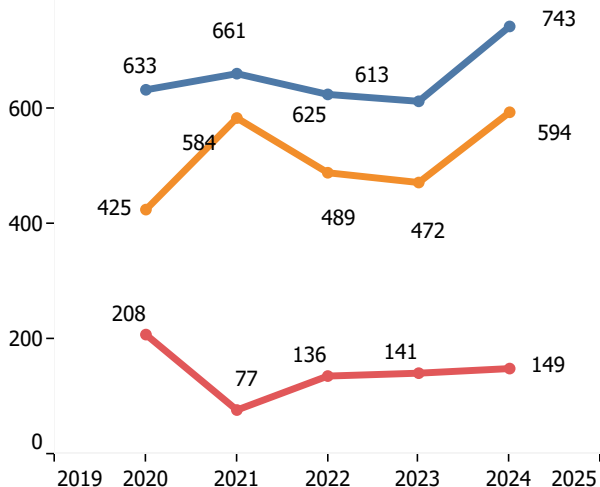


**91** WERE VICTIMS OF DOMESTIC VIOLENCE (**12%**)



**115** WERE VETERANS (**18%**)

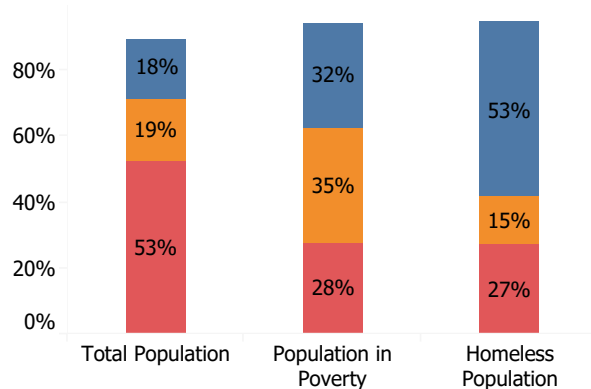
## Yearly Comparison of Total Homeless Population



Legend

Total Sheltered Unsheltered

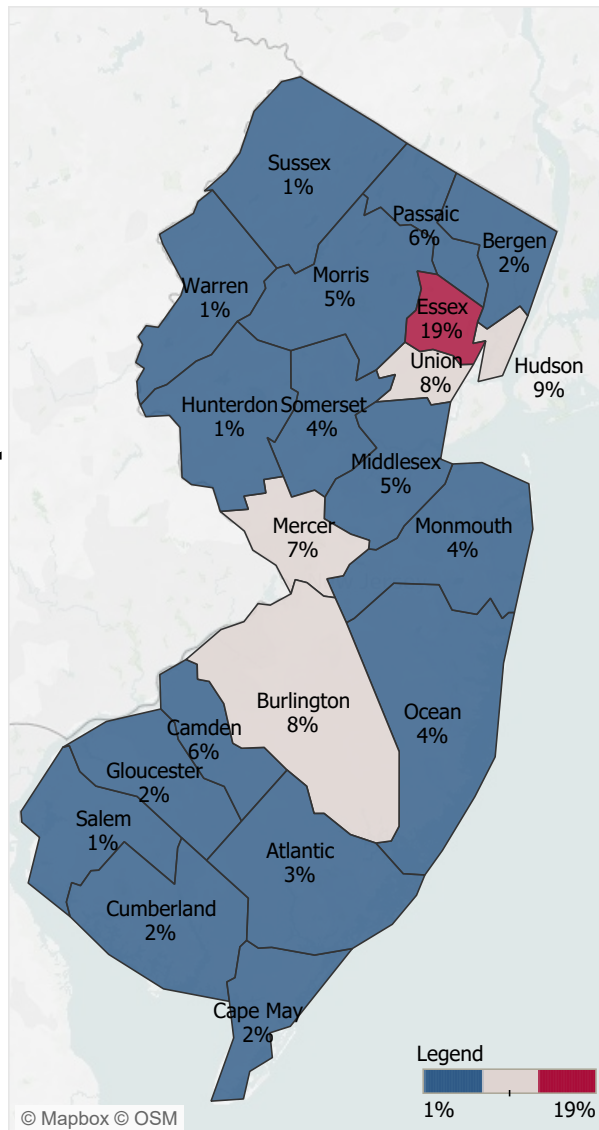
## Camden County Population by Race & Ethnicity



Legend

Black/African American, non-Hispanic/Latino  
Hispanic/Latino  
White, non-Hispanic/Latino

## Total Homeless Population by County



Legend

1% 19%