

Commissioned by the New Jersey Housing and Mortgage Finance Agency, New Jersey's annual Point-in-Time (PIT) Count of the Homeless provides a statewide snapshot and important demographic insights on persons experiencing homelessness, with the goal of allocating housing resources and services to prevent and end homelessness.

**1,168** persons were experiencing homelessness in Hudson County on January 23rd, 2024.

**27%** increase in homelessness between 2023 and 2024.

**956** PEOPLE WERE **SHELTERED**

**212** PEOPLE WERE **UNSHelterED**

**60%** MAN (BOY IF CHILD)  
**36%** WOMAN (GIRL IF CHILD)

**18%** CHILDREN UNDER 18  
**24%** ADULTS AGES 55+

**40%** HOMELESS 1+ YEARS

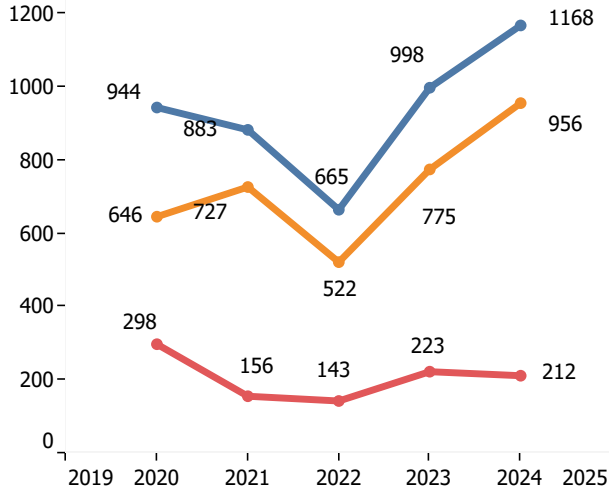
**49%** REPORTED ONE OR MORE DISABILITIES

**250** WERE CHRONICALLY HOMELESS (**21%**)

**87** WERE VICTIMS OF DOMESTIC VIOLENCE (**7%**)

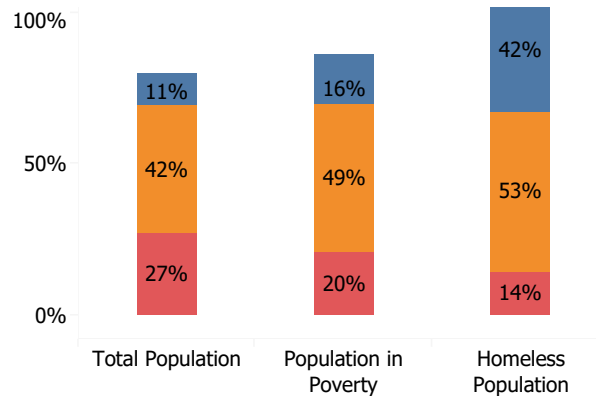
**25** WERE VETERANS (**3%**)

## Yearly Comparison of Total Homeless Population



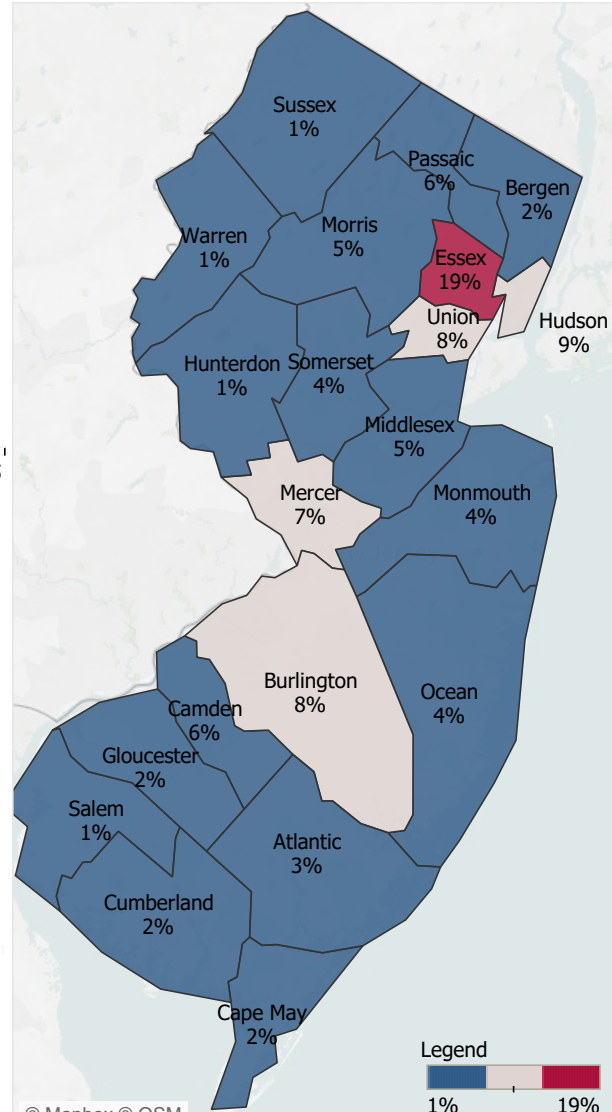
Legend  
■ Total  
■ Sheltered  
■ Unsheltered

## Hudson County Population by Race & Ethnicity



Legend  
■ Black/African American, non-Hispanic/Latino  
■ Hispanic/Latino  
■ White, non-Hispanic/Latino

## Total Homeless Population by County



Legend  
■ 1%  
■ 19%