

Commissioned by the New Jersey Housing and Mortgage Finance Agency, New Jersey's annual Point-in-Time (PIT) Count of the Homeless provides a statewide snapshot and important demographic insights on persons experiencing homelessness, with the goal of allocating housing resources and services to prevent and end homelessness.

934 persons were experiencing homelessness in Mercer County on January 23rd, 2024.

31% increase in homelessness between 2023 and 2024.

787 PEOPLE WERE **SHELTERED**

147 PEOPLE WERE **UNSHELTERED**

56% MAN (BOY IF CHILD)
43% WOMAN (GIRL IF CHILD)

28% CHILDREN UNDER 18
16% ADULTS AGES 55+

27% HOMELESS 1+ YEARS

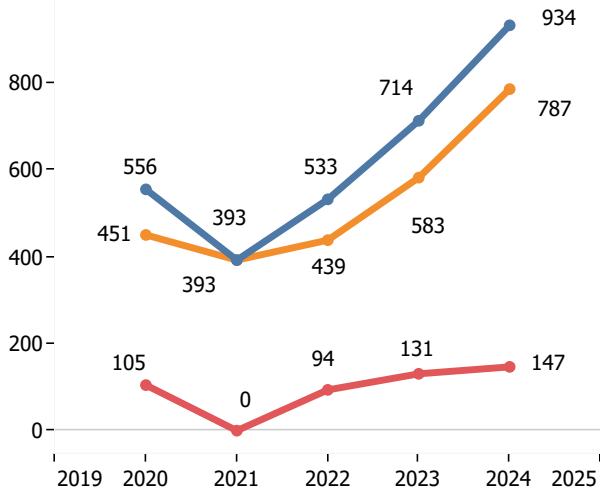
44% REPORTED ONE OR MORE DISABILITIES

149 WERE CHRONICALLY HOMELESS (**16%**)

78 WERE VICTIMS OF DOMESTIC VIOLENCE (**8%**)

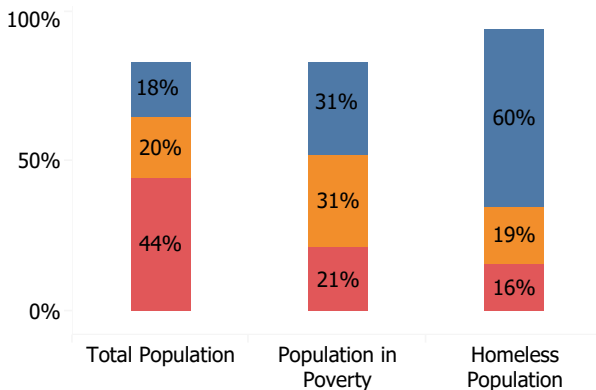
24 WERE VETERANS (**4%**)

Yearly Comparison of Total Homeless Population



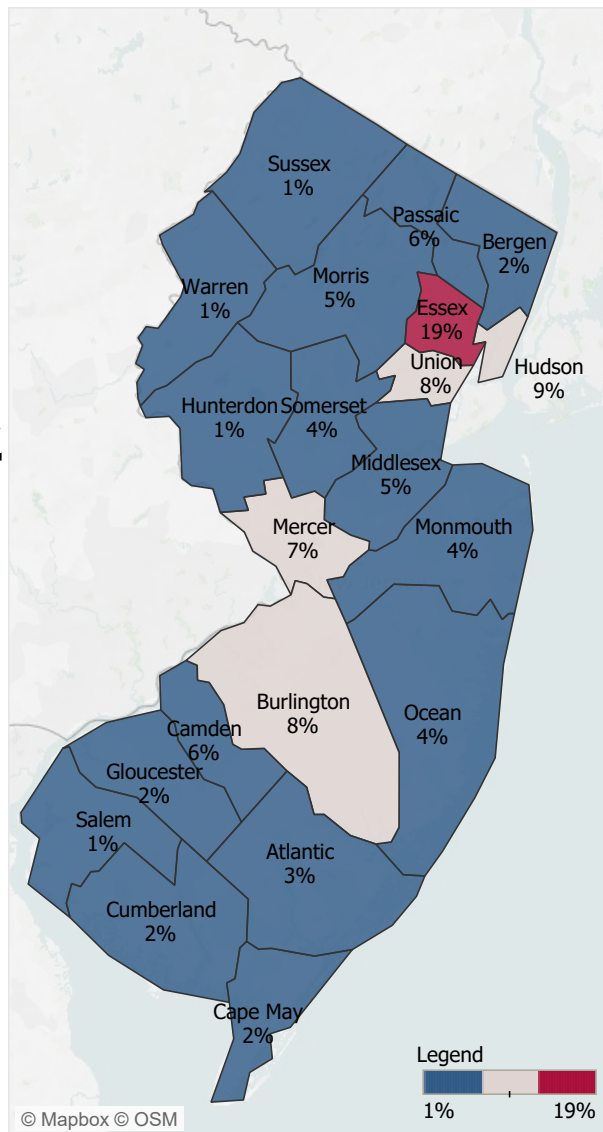
Legend
■ Total
■ Sheltered
■ Unsheltered

Mercer County Population by Race & Ethnicity



Legend
■ Black/African American, non-Hispanic/Latino
■ Hispanic/Latino
■ White, non-Hispanic/Latino

Total Homeless Population by County



Legend
■ 1%
■ 19%