

Commissioned by the New Jersey Housing and Mortgage Finance Agency, New Jersey's annual Point-in-Time (PIT) Count of the Homeless provides a statewide snapshot and important demographic insights on persons experiencing homelessness, with the goal of allocating housing resources and services to prevent and end homelessness.

12,680 persons were experiencing homelessness in New Jersey on January 23rd, 2024.

24% increase in homelessness between 2023 and 2024.

10,943 PEOPLE WERE SHELTERED

1,737 PEOPLE WERE UNSHELTERED

55% MAN (BOY IF CHILD)
42% WOMAN (GIRL IF CHILD)

22% CHILDREN UNDER 18
20% ADULTS AGES 55+

30% HOMELESS 1+ YEARS

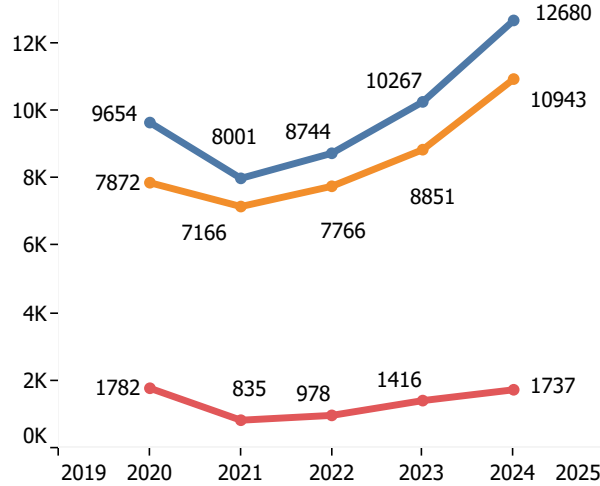
46% REPORTED ONE OR MORE DISABILITIES

2,079 WERE CHRONICALLY HOMELESS (**16%**)

1,466 WERE VICTIMS OF DOMESTIC VIOLENCE (**12%**)

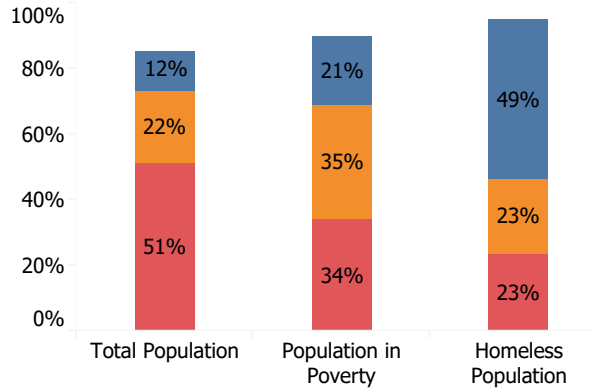
518 WERE VETERANS (**15%**)

Yearly Comparison of Total Homeless Population



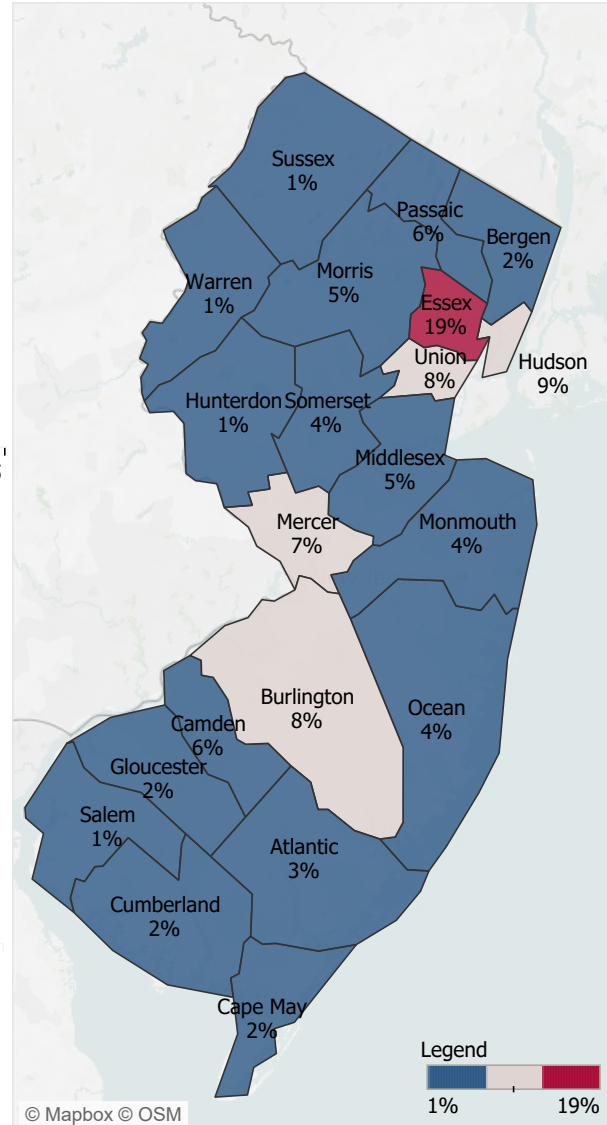
Legend
■ Total
■ Sheltered
■ Unsheltered

New Jersey Population by Race & Ethnicity



Legend
■ Black/African American, non-Hispanic/Latino
■ Hispanic/Latino
■ White, non-Hispanic/Latino

Total Homeless Population by County



Legend
■ 1%
■ 19%