

Commissioned by the New Jersey Housing and Mortgage Finance Agency, New Jersey's annual Point-in-Time (PIT) Count of the Homeless provides a statewide snapshot and important demographic insights on persons experiencing homelessness, with the goal of allocating housing resources and services to prevent and end homelessness.

**710** persons were experiencing homelessness in Passaic County on January 23rd, 2024.

**81%** increase in homelessness between 2023 and 2024.

**616** PEOPLE WERE SHELTERED

**94** PEOPLE WERE UN-SHELTERED

**47%** MAN (BOY IF CHILD)  
**28%** WOMAN (GIRL IF CHILD)

**17%** CHILDREN UNDER 18  
**15%** ADULTS AGES 55+

**40%** HOMELESS 1+ YEARS

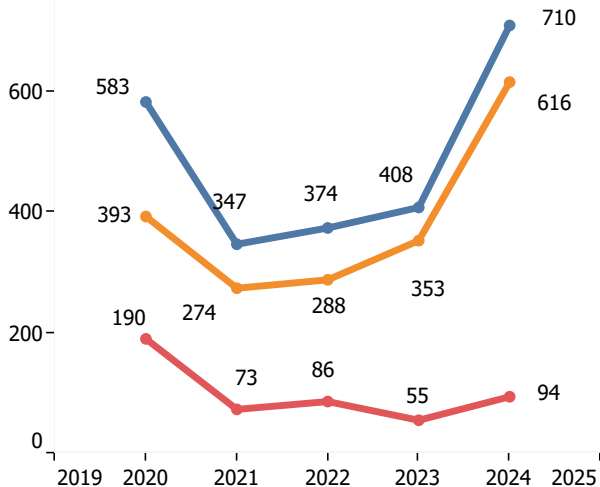
**34%** REPORTED ONE OR MORE DISABILITIES

**109** WERE CHRONICALLY HOMELESS (**15%**)

**83** WERE VICTIMS OF DOMESTIC VIOLENCE (**12%**)

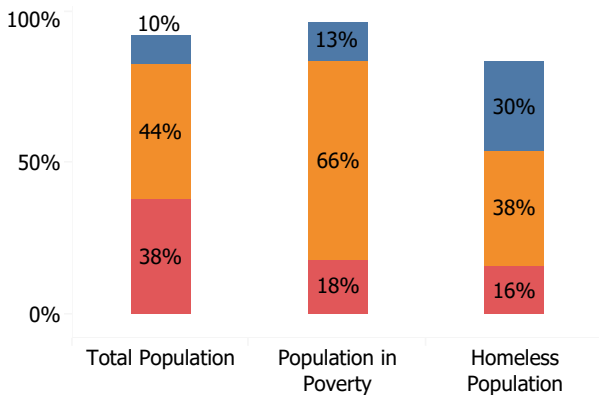
**21** WERE VETERANS (**5%**)

## Yearly Comparison of Total Homeless Population



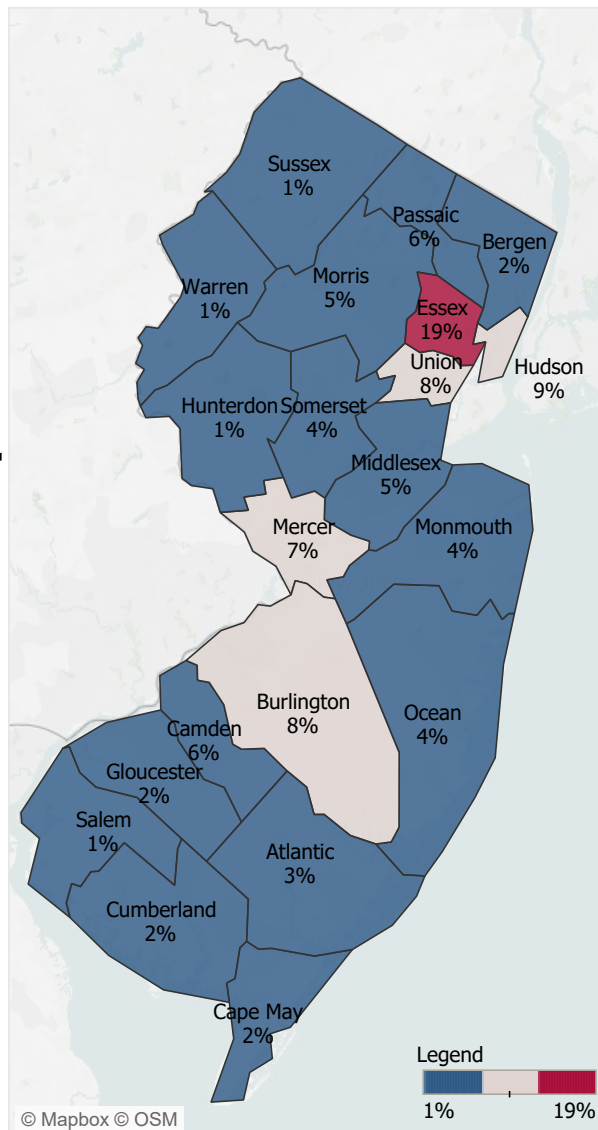
Legend  
■ Total  
■ Sheltered  
■ Unsheltered

## Passaic County Population by Race & Ethnicity



Legend  
■ Black/African American, non-Hispanic/Latino  
■ Hispanic/Latino  
■ White, non-Hispanic/Latino

## Total Homeless Population by County



Legend  
■ 1%  
■ 19%