

Commissioned by the New Jersey Housing and Mortgage Finance Agency, New Jersey's annual Point-in-Time (PIT) Count of the Homeless provides a statewide snapshot and important demographic insights on persons experiencing homelessness, with the goal of allocating housing resources and services to prevent and end homelessness.

454 persons were experiencing homelessness in Somerset County on January 23rd, 2024.

34% increase in homelessness between 2023 and 2024.



453 PEOPLE WERE **SHELTERED**



1 PERSON WAS **UN-SHELTERED**



41% MAN (BOY IF CHILD)
40% WOMAN (GIRL IF CHILD)



21% CHILDREN UNDER 18
19% ADULTS AGES 55+



18% HOMELESS 1+ YEARS



56% REPORTED ONE OR MORE DISABILITIES



52 WERE CHRONICALLY HOMELESS (**12%**)

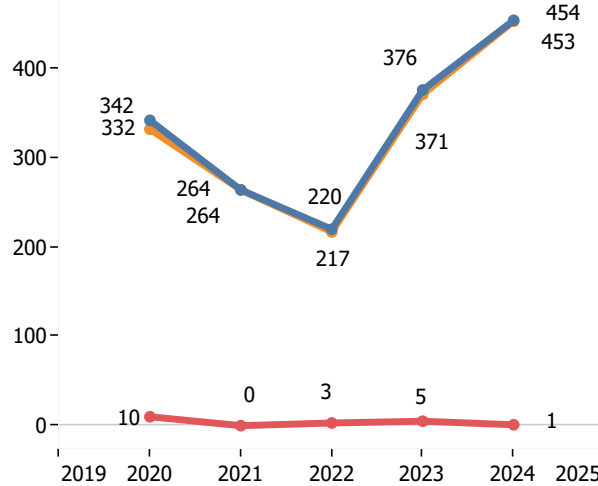


48 WERE VICTIMS OF DOMESTIC VIOLENCE (**11%**)



87 WERE VETERANS (**25%**)

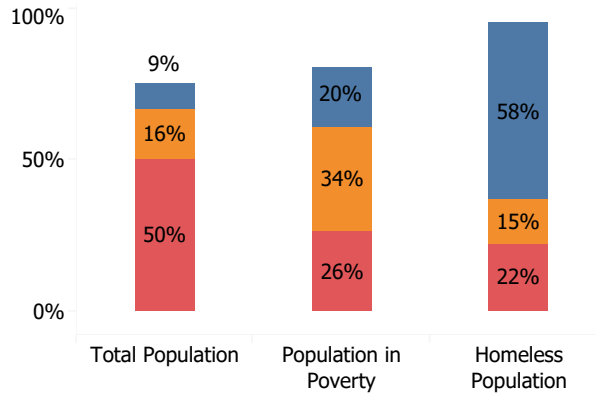
Yearly Comparison of Total Homeless Population



Legend

Total Sheltered Unsheltered

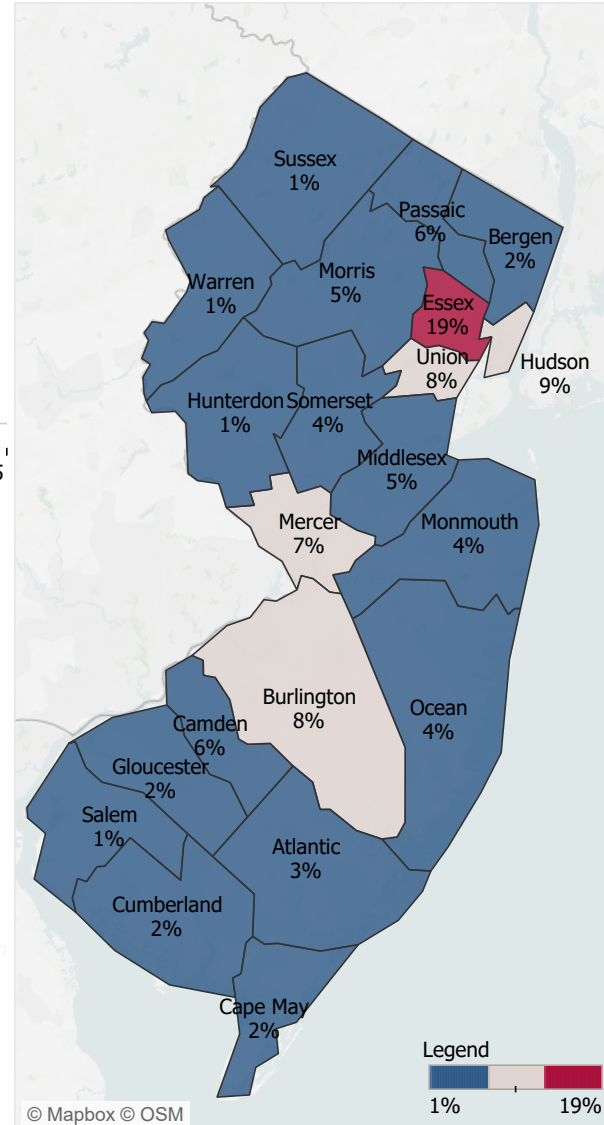
Somerset County Population by Race & Ethnicity



Legend

Black/African American, non-Hispanic/Latino
Hispanic/Latino
White, non-Hispanic/Latino

Total Homeless Population by County



Legend

1% 19%