



Camden County Homeless Assessment Report

2013

I. Introduction

In 2012, the U.S. Department of Housing and Urban Development released the Homeless Emergency Assistance and Rapid Transition to Housing (HEARTH) Interim rules. These interim regulations require a high level of planning and coordination among all Continuums of Care (CoCs) throughout the Country. As with any planning process, data analysis of the needs and outcomes of the current system is essential to facilitate meaningful planning.

In order to assist the Continuums of Care throughout New Jersey with this data analysis, this report uses information from the New Jersey Homeless Information System (HMIS) to provide a snapshot of the characteristics of homeless households in Camden County. This report can serve as the foundation of a more in depth review of the population and its needs. Communities in New Jersey are well positioned to move towards data driven planning with the wealth of information available through HMIS.

II. Data Source

This Homeless Assessment Report for Camden County analyzed data from the Homeless Management Information System (HMIS) administered by New Jersey Housing and Mortgage Finance Agency (NJHMFA), the HMIS Lead Agency. In New Jersey, NJHMFA utilized software developed by Foothold Technology as the primary HMIS system for the state. The projects included in this report were all Emergency Shelter, Transitional Housing and Safe Haven projects (if available in the community) that were classified as “Homeless Only”.

The Homeless Assessment Report is based on information about unduplicated homeless families and individuals who used available emergency shelter, transitional housing and safe haven projects during the yearlong reporting period January 1, 2013 – December 31, 2013, as reported in HMIS.

For purposes of this report, families included any persons that presented together at the HMIS participating project and would choose to be permanently housed together if that was an option. This can include, households with adults and children under the age of 18, households made of all adults, or unaccompanied youth (under age 18) that present together.

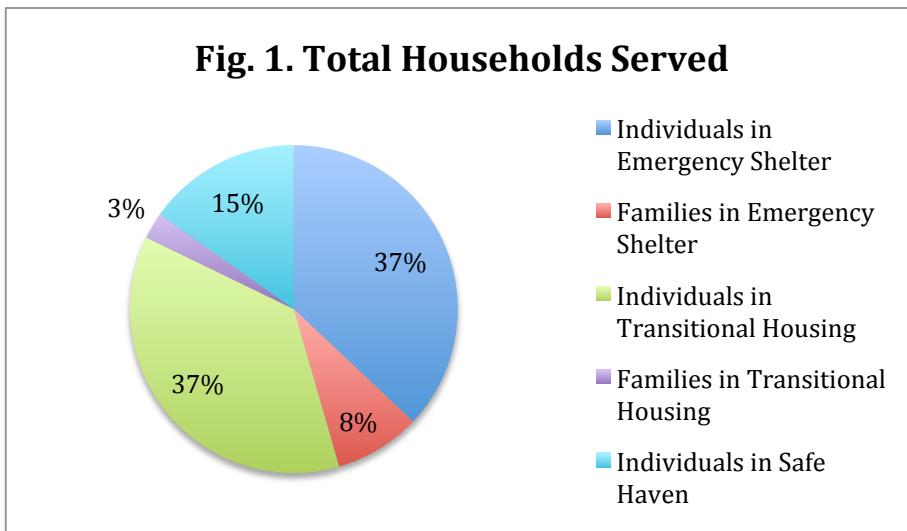
III. Findings for Total Population Served

Key Findings:

- A total of 1,269 households were served in HMIS participating emergency shelters, transitional housing and safe haven projects during the January 1, 2013 – December 31, 2013 period
- There were 126 households identified as chronically homeless during this reporting period
- 57% of all adults served either as individuals or as part of a family identified having a disabling condition
- 37% of the total population served was under age 30
- 41% of households moved on to permanent destinations after discharge, while 49% moved on to temporary destinations

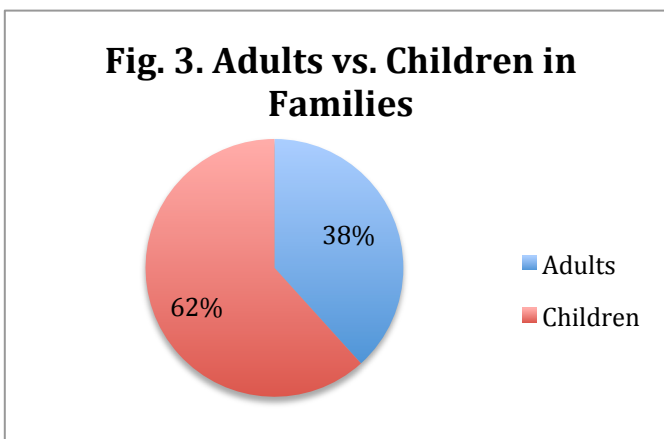
Total Homeless

Population. A total of 1,269 households composed of 1,578 persons were housed in Camden County HMIS participating emergency shelters, transitional housing or safe haven projects during the January 1, 2013 – December 31, 2013 reporting period. Out of the households served in 2013, the large majority, 89% (1,128) were individuals, while the remaining 11% (141 households) were families. As shown in Figure 1, the most served population was individuals in emergency shelter or transitional housing project, which accounted for 37% of the total population each. The 1,578 persons served throughout Camden County HMIS projects made up 7% of New Jersey’s total homeless population served in HMIS projects in 2013.

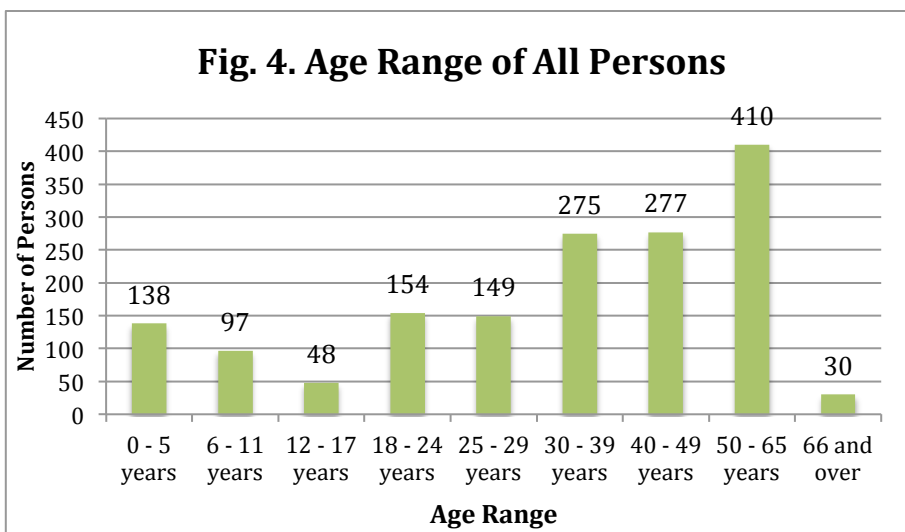


	Camden County	New Jersey
Total Persons Served	1,578	23,949
Emergency Shelter	792	19,208
Individuals	470	12,639
Families	322	6,569
Transitional Housing	593	4,455
Individuals	465	2,176
Families	128	2,279
Safe Haven	193	286
Individuals	193	286
Families	0	0

Family Composition. Of the 141 family households served throughout Camden County in 2013, 139 (99%) were households with adults and children under 18, 1 was an adult only household while the other was a youth only household. As shown in Figure 3, children represented 62% of the persons included in adult and children families. The average size of a homeless family in 2013 was 3 and the average age of a child served between the two project types was 6 years old.



Demographics. Of the total homeless population that was served in Camden County during 2013, the largest percent, 26%, of persons were between the ages of 50 and 65. As Figure 4 shows, the next highest age range served was persons between the ages of 18 and 29, which represented 19% of the total population, with youth between 18 and 24 making up about 50% of that group.

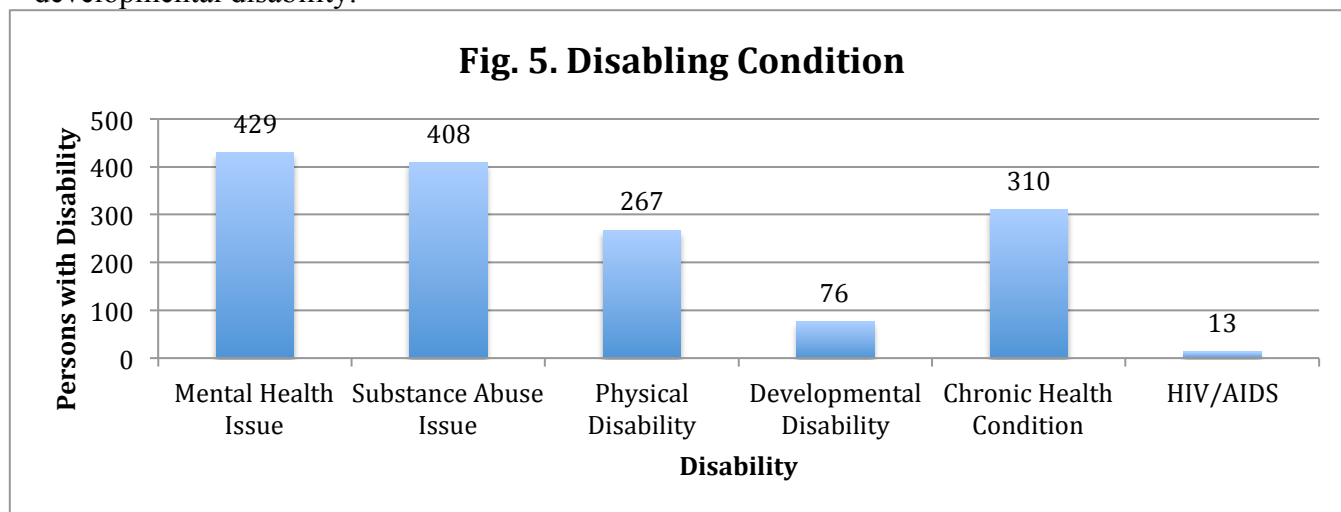


Similar to the 2012 numbers, more than half (67%) of the homeless persons served in Camden County HMIS participating projects were male, with women representing 33% of the population.

In addition, 54% of the homeless persons served during 2013 identified their race as Black or African American, making that the largest racial subgroup. The next largest was White (37%), followed by Native Hawaiian or Other Pacific Islander with 3%. With regards to ethnicity, only 14% identified themselves as Hispanic/Latino.

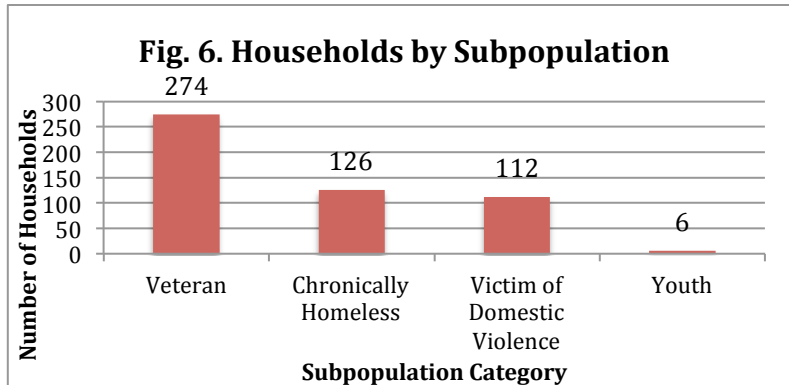
Disabling Conditions. Among all persons served throughout Camden County’s HMIS emergency shelter, transitional housing and safe haven projects, 47% identified having a disabling condition, this number includes 57% of adults and 4% of children.

Among disabled adults, 58% reported mental health issues making this the most prevalent disability; representing 33% of the total adult homeless population. 55% of disabled adults also reported a substance abuse issue. Among disabled children, 30% reported a mental health issue or developmental disability.



Subpopulation Characteristics.

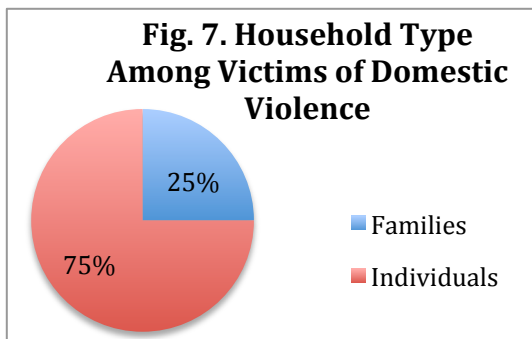
In its plan, *Opening Doors: Federal Strategic Plan to Prevent and End Homelessness*, the United States Interagency Council on Homelessness (USICH) has prioritized ending youth, veteran and chronic homelessness across the Country. In 2013, Camden County served a total of 126 households that were identified as chronically homeless



in emergency shelter, transitional housing or safe haven projects. 47% of the chronic households served were individuals in emergency shelters; 30% were individuals in safe havens and the remaining 23% were individuals in transitional housing.

Youth only households, households without someone over age 18, represented less than 1% of the total households served throughout Camden HMIS projects. These households were composed of 5 individual youth and 4 persons in youth only households. The majority of these households (67%) were served in transitional housing projects.

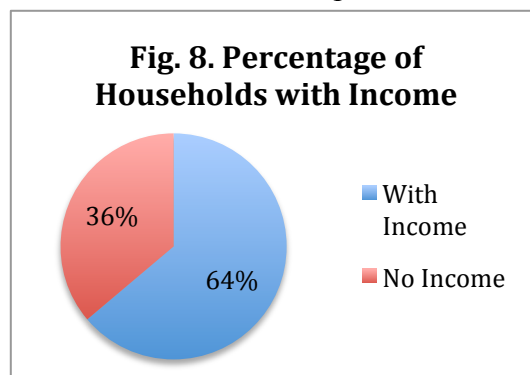
As far as veterans served, Camden County served a total of 274 veterans throughout 2013. 99% of veterans served were individuals and only 5% were female. 83% of the veterans served were served in transitional housing projects. 70% of veterans reported having some kind of disability, with the most common disability reported being substance abuse issue (78%).



In addition to the chronic, youth and veteran populations, there were 112 homeless households that reported having a victim of domestic violence. 75% of these households were individuals, while the remaining 28 were families. 47% reported that the last episode of domestic violence occurred over a year ago, while 24% reported it happening within the

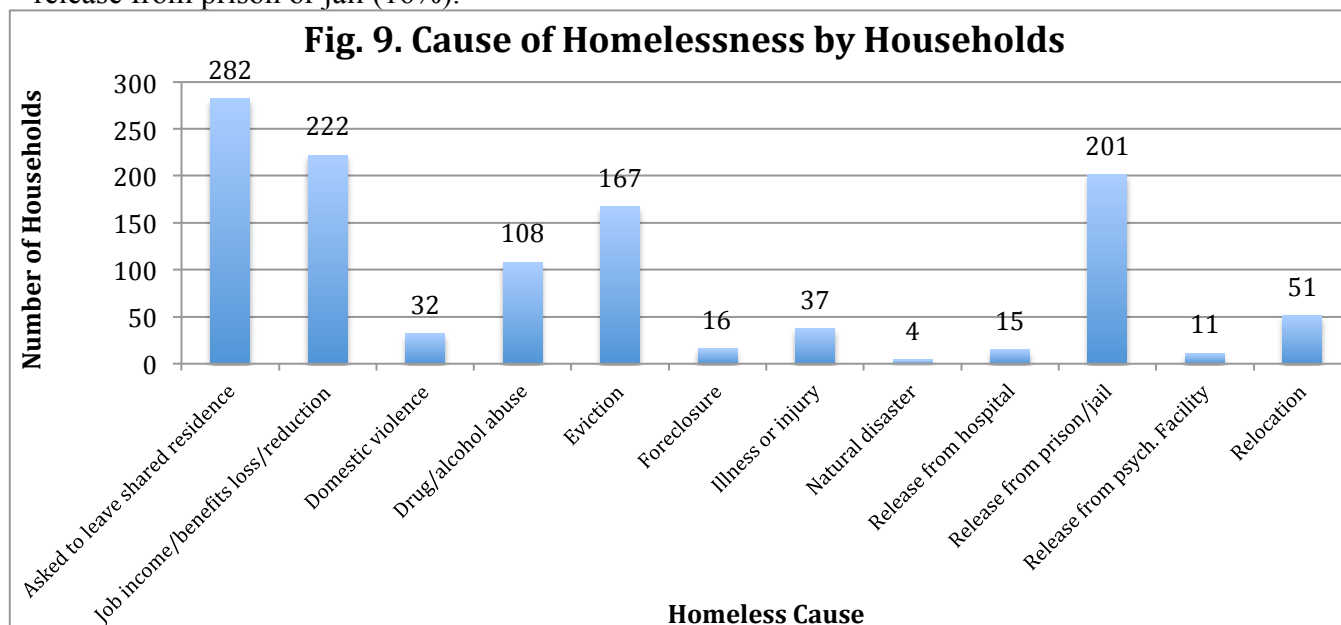
past 3 months. The majority of the domestic violence victims (54%) were served in emergency shelters. As a note, while there are victims of domestic violence being served in HMIS participating agencies, due to federal regulations, Domestic Violence specific projects are not able to enter data into HMIS, so the number of victims served in those projects are not included in this report.

Income and Benefits. Among all homeless households served in emergency shelter, transitional housing or safe haven projects during 2013, 36% had no source of income, while 10% reported receiving some form of earned income. The most common sources of cash income among households were SSI (37%) and General Assistance (28%). The average monthly income for households was \$218 for emergency shelter, \$261 for safe haven, and \$572 for households served in transitional housing projects.



While 36% of households had no source of income, 33% of households were not receiving some kind of non-cash benefit. Food Stamps was the top reported non-cash benefit, which was reported by 52% of the households. Another 35% of households were connected to Medicaid benefits.

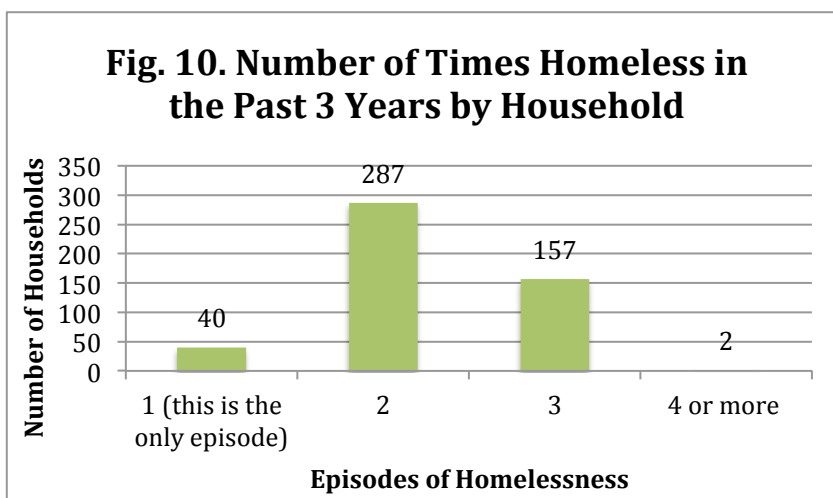
Cause of Homelessness and Residence Prior to Project Entry. When asked what the primary factor was that contributed to, or caused, their homelessness, more households attributed their homelessness to being asked to leave a shared residence (22%) than any other cause. As Figure 9 shows, the next most common factors were job income or benefits loss or reduction (17%) and release from prison or jail (16%).



These causes of homelessness coincide with the common response for residence prior to project entry with 33% of households staying or living with family or friends prior to project entry. The next most common response was emergency shelter (26%) followed by jail or prison (12%).

Length of Stay at Prior Residence and Episodes of Homelessness.

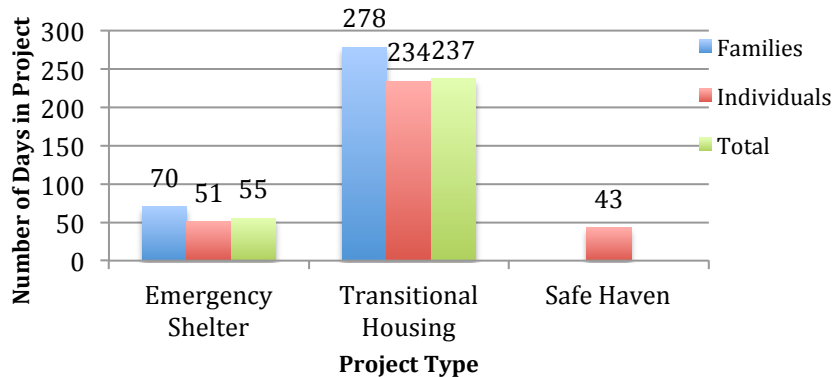
29% of households served during 2013 had stated they resided in their last residence for one year or longer before entering the emergency shelter, transitional housing or safe haven project. Another 22% were in their prior residence for more than 3 months but less than one year, while only 10% were there one week or less. When looking at episodes of homelessness, 34% of households experience 2 or 3 episodes of homelessness prior to project entry.



Average Length of Project Stay.

When looking at total length of project stay for families and individuals, families seemed to have longer stays in both emergency shelter and transitional housing projects. During their project stay it was found that families stayed on average 19 days longer than individuals in emergency shelter, and 44 days longer in transitional housing projects. The average length of stay for individuals in safe haven projects was 43 days.

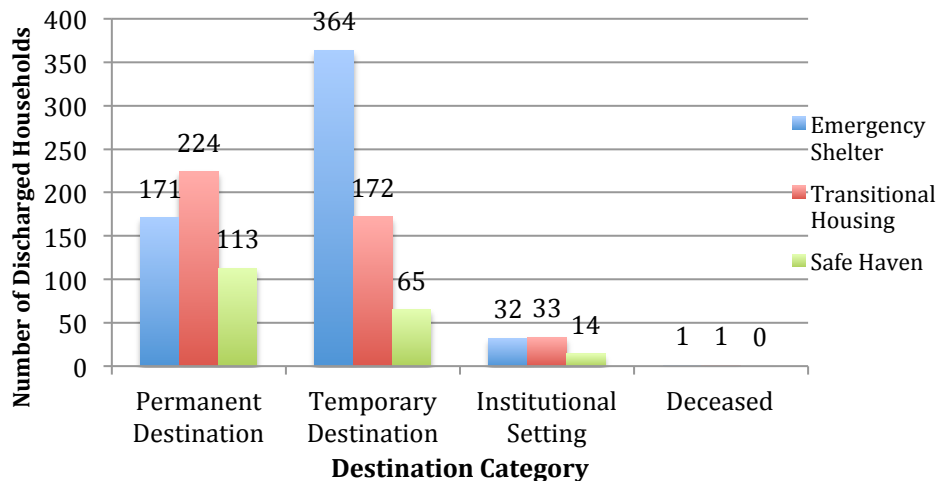
Fig. 11. Average Length of Project Stay by Household Type



Reason and Destination at Discharge.

A total of 1,226 households were discharged from emergency shelter, transitional housing and safe haven projects during the 2013 reporting period. 45% of these households were discharged from projects after completing the program while 25% were discharged from the project due to non-compliance.

Fig. 12. Destination Category by Households



41% of households discharged in 2013 moved on to permanent destinations upon discharge from the project. A permanent destination includes a unit owned or rented by a client, permanent housing project, or living with a family member or friend permanently. The most common permanent destination was rental by client with 22% of total households moving into a

rental upon discharge. This rental could be with or without a subsidy. 49% of households moved on to a temporary destination at discharge, which could include an emergency shelter, hotel or motel, place not meant for habitation, staying with a family member or friend temporarily, safe haven, or transitional housing for homeless persons. The most common form of temporary housing as a destination was place not meant for habitation, which involved 19% of the total households. An institutional destination, which was the destination of 6% of households, includes hospitals (psychiatric or non-psychiatric), a halfway house, jail or prison, foster care, long-term care facility or a substance abuse treatment facility. Substance abuse treatment facility and jail/prison were both common institutional destinations reported with 2% of total households each.

Appendix A: HMIS Projects Included in Report

I. Emergency Shelter Projects

Agency	Project Name
Joseph's House of Camden	JH-Joseph's House Camden Café
VOADV	VOADV- Aletha Wright- Emergency Shelter
	VOADV-Anna Sample Family Shelter

II. Transitional Housing Projects

Agency	Project Name
Camden County OEO	CCOEO A. Wright Place Transitional Housing
	CCCOEO Imani House Transitional Housing
	CCCOEO Liberty Place Transitional Housing
Center for Family Services	CFS-Camden Grandslam Transitional Living
	CFS-Camden Homebase Group Home
	CFS-GrandSlam Supportive Apartment
Interfaith Homeless Outreach Council	IHOC Network
	IHOC Transitional Housing
NJD Veterans Affairs	NJDMAVA – Veterans Haven
VOADV Property Inc.	VOADV Property Promise Program
VOADV	VOADV-Aletha Wright Transitional Living
	VOADV-Anna Sample Transitional Living
VOADV-Veterans Service	VOADV-Home for the Brave

III. Safe Haven Projects

Agency	Project Name
VOADV	VOADV-Aletha Wright Safe Haven HUD
	VOADV-Aletha Wright-Safe Haven 2
	VOADV-Anna Sample Safe Haven 2
	VOADV-Anna Sample Safe Haven HUD